

Designed for
peace of mind



FURNITURE FOR BEHAVIORAL AND MENTAL HEALTH

Pineapple



IT ALL BEGAN IN

Our founder, William Hathorn, started our company in a workshop in London, England. Originally trading as Pine Productions, based on the popular wood we used to build our furniture, we crafted strong, durable products using traditional carpentry methods. But as our business grew and we began to provide furniture in a variety of materials for the healthcare market, the name no longer fitted. So, with a nod to our beginnings, we took a bold step and became Pineapple.

As our reputation for designing for demanding environments grew, so did demand for our products and we soon expanded into new premises, doubling our production capacity. We started creating technically advanced furniture for secure settings like mental health units and prisons, as well as lower risk spaces like hospitals, healthcare and education facilities.

1975

TODAY

50 YEARS OF INNOVATION


We continue to create innovative furniture to deliver real-life solutions for our customers and, from initial concept right through to manufacture and delivery, we have full control of the process. All of our designs are either manufactured by us or by our carefully chosen partners who produce our furniture under license to meet our precise specification and design.

While our business is now international and our vision more ambitious than ever, we're still a family business at heart. Our work ethic and attention to detail is exactly the same as when we started in 1975.



THE PINEAPPLE PROCESS

We listen





01

We listen more widely and more deeply to our customers' unique set of challenges; they might be safety concerns, maintenance issues or limited space. With forty years of experience under our belts, we're good at listening and know the right questions to ask.

02

understand

Drawing on the expertise of our Global Advisory Board and our knowledge of best practice, we identify solutions that fit each brief. Then we define exactly what your furniture needs to deliver purpose for your environment, taking physical, functional and emotional needs into account.




03

match

Now we understand your environment and precise needs, we can match you with the right products that will solve them. With hundreds of ranges to choose from, there is usually a solution that fits but if there isn't, we'll work with you to create one.

04

We deliver mindfully designed furniture that is exactly fit for purpose. We continue to learn from each new project, building the knowledge we gain into our new and existing product ranges to make them safer than ever.



deliver

CARE CONCERNS

And how our products are designed to help



Ligature Risks

Our products feature innovative design details which minimize ligature risks and maximize safety in behavioral and mental health environments.



Weaponization

Ryno products' single-piece design ethos makes them impossible to disassemble or weaponize, protecting staff and patients from injury.



Concealment

Our anti-concealment products are designed to minimize concealment opportunities and make inspection safer for staff.



Bed bugs & Infection Control

The smooth surface and absence of crevices makes Ryno products bed bug resistant, and they can be thoroughly cleaned with medical cleaning products.

ON HAND TO HELP

Whether you need help making the most of your space, or to test the quality of our furniture for yourself, we're on hand to help your project run as smoothly as possible.



Furniture & Material samples



Showroom tours
(Michigan)



Site visits



Room layouts



Our products are now available for download on Configura CET, a leading software platform for designing commercial spaces.

With this integration, customers can easily access and configure our products, ensuring a seamless experience for designers.

Look out for us on the Configura CET marketplace!

PROJECTS

We have supplied safe, durable furniture to customers across all 50 states in the US through our network of offices and dealers.

To explore the very latest projects, please visit our website.




Douglas County, NE

The Radius campus is a non-profit juvenile justice center focused on restoring relationships between youth, families, and their community.

Using our furniture, the client was able to provide a home-like environment for their residents.

Photos by Dan Schwalm © 2023 HDR



Lexington, KY

The University of Kentucky recently relocated their Adolescent Behavioral Health program.

The renovation was designed to provide children and adolescents with a sense of personal space and privacy while giving them the best care.



CONTENTS

BEDROOM

ACOUSTICS

NEXT STEPS

INDEX

4	25	69	133	149	171	203	207	216
---	----	----	-----	-----	-----	-----	-----	-----

ABOUT
US

RYNO®

SOFT
SEATING



LOUNGE

DINING

LEVELS OF SEVERITY

3	●	●	Level 3: Extremely resilient, these products are designed for extremely challenging environments
●	2	●	Level 2: Safe and secure, these products are recommended for challenging environments
●	●	1	Level 1: Durable and dependable, these products are suitable for lower risk environments


SAFE & SUSTAINABLE

Flame-retardant	Strength tested	Environmental
<p>Flame-retardant to contract level, all of our upholstery and fabrics meet CAL TB 116 & 117, NFPA 260 USA.</p> <p>This allows you to purchase with complete confidence knowing that all our products and fabrics are fully tried and tested.</p>	<p>Our Ryno seating conforms to AINSI/BIFMA static load testing to a weight of at least 1,000 lbs.</p> <p>All of our furniture is also strength and stability tested to contract level.</p> <p>The picture below shows one of our sofas undergoing strength and stability testing. In this demanding test, seat and back durability is tested at least 100,000 times.</p>	<p>All the wood we use to build our furniture originates from responsibly managed forests.</p> <p>As supporters of good forest management, we use only suitably certified wood wherever possible.</p> <p>All our furniture is designed to last a lifetime, minimizing waste and our Ryno® range is also 100% recyclable.</p> <p>Our commitment to these ideals is demonstrated in our INT-COC-001353 and ISO 14001: 2015 awards, and our FSC® Chain of Custody certificate FSC-C015370. In addition, we are certified under PEFC Chain of Custody certificate INT-PEFC/COC-001353.</p>
		<p>FSC® certified products available upon request.</p>

A CHOICE OF COLORS BUT IT'S ALWAYS GREEN



GUARANTEE & SERVICE



We pride ourselves on our aftercare service. Our support continues beyond the point of sale, going the extra mile to achieve complete customer satisfaction.

Over the past forty years we've built our business on providing the best products and service in our industry. We're proud of the strength of our products as well as the relationships we have with our customers.

Giving you total peace of mind



Most of our furniture is guaranteed against **manufacturing faults for 7 years**



Our superbly durable **Ryno® range** comes with a **lifetime guarantee**



Our experienced CAD design team can produce detailed, dimensioned drawings (in plan view and 3D perspective) showing layouts and options to help you create your ideal environment.



OUR NETWORK

Our growing global operation includes offices and partners around the world, ensuring that we can help customers wherever they are, whenever they need it.

VISIT OUR SHOWROOM

Our showroom in Michigan provides the opportunity to experience the comfort of our products for yourself as well as making side-by-side comparisons to ensure you make the right choice.

Feel free to bring your clients along too, have a coffee and look through materials and product options before making a decision.

Book your visit



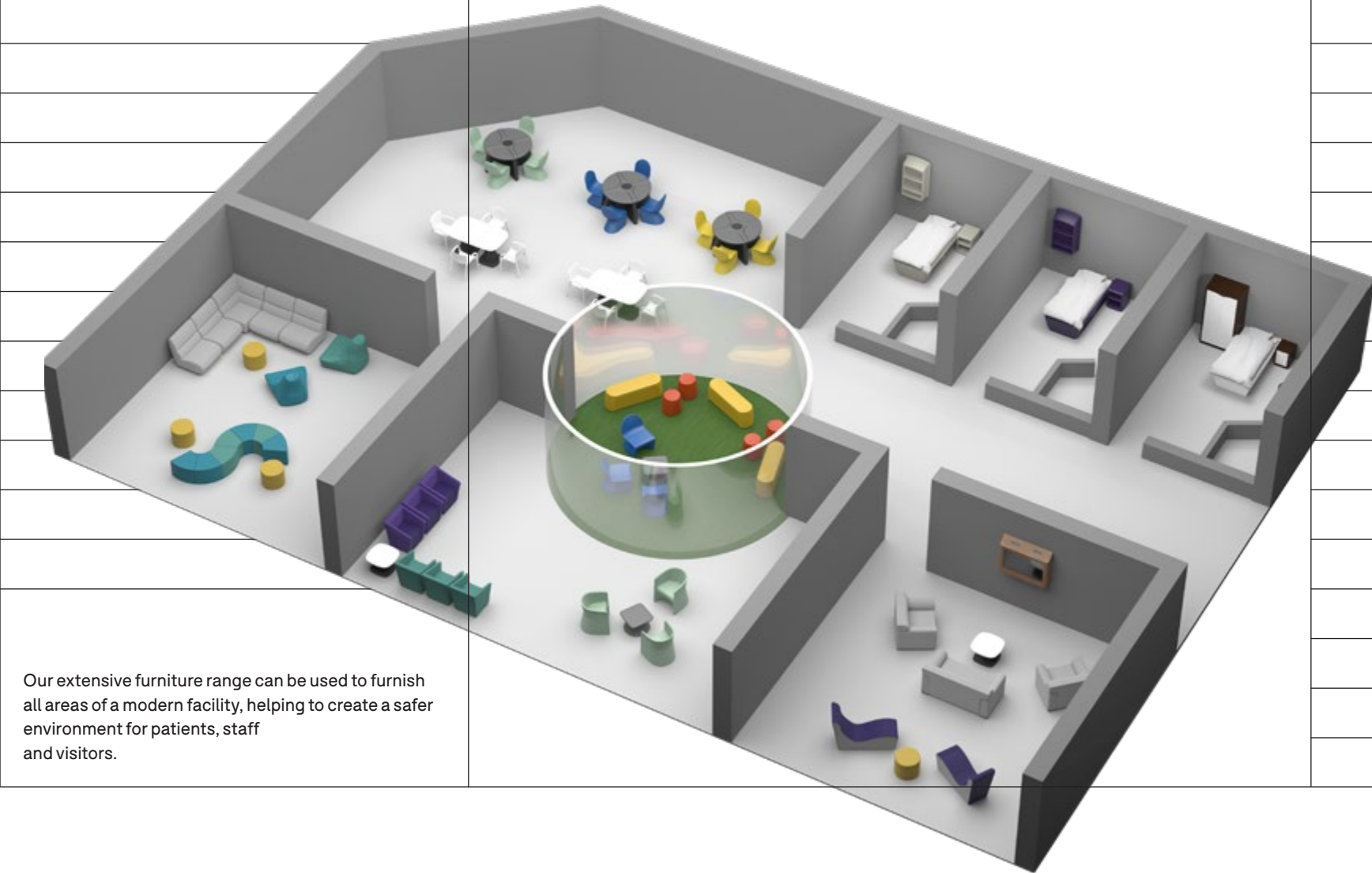
Our showroom in Michigan
 Call 800.496.9324 to book your visit

Can't make it?



If you can't make it to see us, we can always bring furniture samples to you.
 Our demonstration models are an ideal way to help our customers make the right choice when it comes to furniture.

THE FULL PACKAGE



Our extensive furniture range can be used to furnish all areas of a modern facility, helping to create a safer environment for patients, staff and visitors.




Dining area
Stress can be heightened during mealtimes, so our furniture is designed to minimize conflict as well as withstand challenging behavior. Our Ryno® activity table can be weighted to prevent overturning and preserve safety.



Quiet lounge
Modular reinforced seating like our Snug Plus range can help to encourage social inclusion, while soft foam Contessa shapes and cozy Boden bean bags provide a safe space for quiet reflection.



Waiting area
Space efficient, easy-to-clean designs like Skye Plus provide comfort for visitors while enabling staff to fulfil their duties more efficiently.



Bedroom
Bedrooms are private spaces where round-the-clock observation may not be practical. Our safest bedroom ranges are designed to minimize ligature risks and reduce opportunities for damage.



Outdoor space
Products in our Ryno® range are totally water-resistant and UV-stabilized, and can be heavily weighted, making them a safe and durable option for outdoor spaces.



Day room
Lockable wall and floor mounted TV cabinets with durable polycarbonate screens offer protection for equipment, and there is extensive choice in our broad range of sofas.

RYNO[®]

COMBINING

EXTRAORDINARY

RESILIENCE WITH

ORGANIC STYLING

RYNO[®]

Ryno products are made to the highest standards and designed to withstand the harshest treatment, representing value for money over their lifetime.

All have been created with safety in mind, with all their characteristics resulting in safer settings for users and staff.

Weatherproof

Ryno products are totally water-resistant and UV-stabilized, making them suitable for indoor and outdoor use in all weather below



Lifetime guarantee

All Ryno products are covered by a lifetime guarantee against manufacturing faults, providing additional peace of mind



Flammability

The Ryno range complies with CAL 133 and UL94 HB fire standards



Fastening

Using our unique hidden fastening methods, Ryno products can be secured to floors and/or walls, deterring weaponization and reducing opportunities for concealment above

Strength

Their one-piece construction enables Ryno products to withstand extreme treatment, with smooth curves distributing impact evenly throughout the product



Hygienic


The water-resistant nature of Ryno products means they can be easily wiped clean, ready to be used again

Ryno multi-purpose cleaning wipes are available upon request



Heavyweight

Ryno products can be heavily weighted to make them near-impossible to pick up or throw, to create safer environments





RYNO[®] TUB CHAIR



Seat static weight tested to



Ryno tub chair
 1RYU-00
 31.7"H | 26.3"W | 26.7"D
 Seat height: 16.9"
 Weight: 35 lbs.

 Lifetime guarantee	 Weighted options
 Fire retardant	 100% LDPE
 Weather-proof	 Floor fastenable


KEY FEATURES

- Ergonomically designed armrests to assist standing and sitting
- Hygienic, wipe-clean surface dries easily ready for re-use
- Water-resistant, UV-stabilized material makes items suitable for outdoor use
- Pick proof design

- Strength and stability tested for severe contract use. Exceeded the 200,000 cycles pass mark by a further 300,000 cycles

OPTIONS

- Weighted model (181 lbs.)
- Floor fastening solution
- Available in 13 versatile colors









Wrap-around arms help those with reduced mobility



RYNO[®] ROCKER



Ryno Rocker
 1RYR-00
 34.1" H | 29.9" W | 39" D
 Seat height: 17.7"
 Weight: 46 lbs.

 Lifetime guarantee	 Weighted to deter misuse
 Fire retardant	 Made with recycled content
 Bedbug resistant	 Weatherproof

KEY FEATURES

- Can be heavily weighted to 143 lbs. to deter misuse (other weight options available)
- Gentle rocking motion provides comfort and calm
- Sloped arms and low back designed to minimize ligature risks
- Hygienic wipe-clean material

- Totally waterproof and UV stabilized material - suitable for outdoor use
- Strength and stability tested for severe contract use
- Made with recycled content, and 100% recyclable

One-piece design cannot be disassembled or weaponized

OPTIONS

- Heavyweight model (143 lbs.)
- Anti-concealment base plate
- Anti-tip stopper
- 13 versatile shell colors





RYNO® CLUB CHAIR

3



Seat static weight tested to



Ryno club chair
1RYC-00
35"H | 24"W | 24"D
Seat height: 17.5"
Weight: 26lbs.

Lifetime guarantee	Weighted options
Fire retardant	100% LDPE
Weather-proof	Floor fastenable

KEY FEATURES

- Carefully considered curved design minimizes ligature risks
- Hygienic, wipe-clean surface dries easily ready for re-use
- Water-resistant, UV-stabilized material makes items suitable for outdoor use
- Strength and stability tested for severe contract use. Exceeded the 200,000 cycle pass mark by a further 300,000 cycles
- Pick proof design

OPTIONS

- Weighted model (123 lbs.)
- Floor fastening solution
- Available in 13 versatile colors



Sloping arms designed to minimize ligature risks



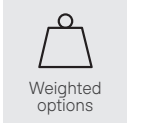
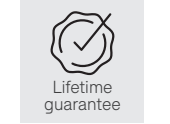
RYNO® LOUNGE CHAIR



Seat static weight tested to



Ryno lounge chair
 1RYL-00
 30.7"H | 23.6"W | 29.9"D
 Seat height: 16.5"
 Weight: 31 lbs.



KEY FEATURES		OPTIONS
<ul style="list-style-type: none"> → Ergonomically designed to give excellent comfort → Hygienic, wipe-clean surface dries easily ready for re-use → Water-resistant, UV-stabilized material makes non-upholstered items suitable for outdoor use 	<ul style="list-style-type: none"> → Pick proof design → Strength and stability tested for severe contract use 	<ul style="list-style-type: none"> → Weighted model (176 lbs.) → Floor fastening solution → Linking bracket to connect chairs → Available in 13 versatile colors <div style="display: flex; align-items: center; margin-top: 10px;"> <div style="display: flex; gap: 5px;"> </div> → Core colors </div> <div style="display: flex; gap: 5px; margin-top: 5px;"> </div>
<p><i>One-piece design cannot be disassembled or weaponized</i></p>		



RYNO® COFFEE TABLE

3
●
●

Seat static weight tested to



Ryno coffee table
1RYF-00
16.7"H | 25.7" | 25.7"D
Weight: 20 lbs.

- Lifetime guarantee
- Weighted options
- Fire retardant
- 100% LDPE
- Weather-proof
- Floor fastenable

KEY FEATURES		OPTIONS
<ul style="list-style-type: none"> → One-piece construction provides excellent strength and removes concealment points → Hygienic, wipe-clean surface dries easily ready for re-use → Water-resistant, UV-stabilized material makes non-upholstered items suitable for outdoor use 	<ul style="list-style-type: none"> → Strength and stability tested for severe contract use → Pick proof design 	<ul style="list-style-type: none"> → Weighted model (117 lbs.) → Floor fastening solution → Linking bracket to connect tables → Available in 13 versatile colors <div style="display: flex; align-items: center; margin-top: 10px;"> <div style="display: flex; gap: 5px;"> </div> → Core colors </div> <div style="display: flex; gap: 5px; margin-top: 5px;"> </div>
<p><i>One-piece design cannot be disassembled or weaponized</i></p>		



RYNO® DINING CHAIR

3



Seat static weight tested to



Ryno dining chair
 1RYD-00
 34.6"H | 19.6"W | 24.4"D
 Seat height: 26"
 Weight: 22 lbs.

Lifetime guarantee	Weighted options
Fire retardant	100% LDPE
Weather-proof	Floor fastenable

KEY FEATURES	OPTIONS
<ul style="list-style-type: none"> → Ergonomically designed to give excellent comfort and support → Hygienic, wipe-clean surface dries easily ready for re-use → Water-resistant, UV-stabilized material makes non-upholstered items suitable for outdoor use → Pick proof design 	<ul style="list-style-type: none"> → Pick proof design → Strength and stability tested for severe contract use → Weighted model (119 lbs.) → Floor fastening solution → Linking bracket to connect chairs → Available in 13 versatile colors <div style="display: flex; align-items: center; margin-top: 10px;"> <div style="display: flex; gap: 5px; margin-right: 10px;"> </div> → Core colors </div> <div style="display: flex; gap: 5px; margin-top: 5px;"> </div>

One-piece design cannot be disassembled or weaponized



RYNO® CHILDREN



Seat static weight tested to



Ryno children's chair
 1RYCD-00
 29.5"H | 16.5"W | 20.6"D
 Seat height: 18"
 Weight: 18 lbs.

 Lifetime guarantee	 Weighted options
 Fire retardant	 100% LDPE
 Weather-proof	 Floor fastenable

KEY FEATURES		OPTIONS
<ul style="list-style-type: none"> → Specifically designed for children aged 8-11 (stature range 52"-62") → Hygienic, wipe-clean surface dries easily ready for re-use → Water-resistant, UV-stabilized material makes non-upholstered items suitable for outdoor use 	<ul style="list-style-type: none"> → Pick proof design → Strength and stability tested for severe contract use 	<ul style="list-style-type: none"> → Weighted model (66 lbs.) → Floor fastening solution → Linking bracket to connect chairs → Available in 13 versatile colors <div style="display: flex; align-items: center;"> <div style="display: flex; gap: 5px; margin-right: 10px;"> </div> → Core colors </div> <div style="display: flex; gap: 5px; margin-top: 5px;"> </div>

Practical water-resistant, wipe-clean surface



RYNO® PEDESTAL TABLE



Seat static weight tested to 1,100 LBS.



Ryno pedestal table
1RYPT-120
30"H | ø 41.3"
Weight: 260 lbs.

- Lifetime guarantee
- Fire retardant
- 100% LDPE
- Weather-
- Floor fixed option

KEY FEATURES		OPTIONS
<ul style="list-style-type: none"> → Durable polyethylene construction provides excellent strength and cannot be weaponized unlike conventional tables → Water-resistant and UV stabilized material – ideal for outdoor use → Durable solid-grade laminate table top → Wheelchair accessible design → Hygienic, wipe-clean surface dries easily ready for re-use 	<ul style="list-style-type: none"> → Material compliant with flammability standard UL94 HB → Pick proof design → Strength and stability tested for severe contract use 	<ul style="list-style-type: none"> → Anti-tamper floor fixed option → Available in 1 core color (Moonwalk Grey) and 12 other colors (minimum order quantity 12 units per color) <div style="margin-top: 10px;"> <p> ← Core color</p> <div style="display: flex; justify-content: space-around; align-items: center;"> </div> </div>



RYNO® DINING TABLES

3
●
●



Seat static weight tested to



Ryno dining table with molded top
1RYDT-00
29.5"H | 49.2"ø
Seats: 4
Weight: 73 lbs.




Ryno activity table with flat laminate top
1RYAT-00
29.5"H | 52"ø
Seats: 4
Weight: 163 lbs.

- Weighted options
- Lifetime guarantee
- Fire retardant
- 100% LDPE
- Weather-proof
- Floor fastenable

- Weighted options
- Lifetime guarantee
- Fire retardant
- Floor fastenable

KEY FEATURES		OPTIONS
<ul style="list-style-type: none"> → Cruciform base design prevents conflict and passing of contraband → Hygienic, wipe-clean surface dries easily ready for re-use excellent chemical resistance → Pick proof design 	<ul style="list-style-type: none"> → Molded top table is water-resistant and UV-stabilized, making it suitable for outdoor use → Strength and stability tested for severe contract use to 300,000 cycles 	<ul style="list-style-type: none"> → Weighted models (218 lbs. // 309 lbs.) → Floor fastening solution → Activity table top available in 5 finishes, including new games top (pictured) (Gray PU edging on all options) <div style="display: flex; align-items: center; margin-top: 10px;"> <div style="display: flex; gap: 5px;"> <div style="width: 15px; height: 15px; background-color: black; border-radius: 50%;"></div> <div style="width: 15px; height: 15px; background-color: purple; border-radius: 50%;"></div> <div style="width: 15px; height: 15px; background-color: blue; border-radius: 50%;"></div> <div style="width: 15px; height: 15px; background-color: orange; border-radius: 50%;"></div> <div style="width: 15px; height: 15px; background-color: gray; border-radius: 50%;"></div> </div> → Core color </div>











RYNO® SAFEWASTE



Ryno SafeWaste
 1RYSW-00
 33H | 17.7W | 17.7D (in)
 Weight: 23lbs

- 
Lifetime guarantee
- 
100% LDPE
- 
Fire retardant
- 
Added weight option
- 
Floor fixed option

KEY FEATURES	OPTIONS
<ul style="list-style-type: none"> → Sloping design and the inside of the opening are carefully designed to minimize ligature risks → Securely locked by staff to prevent unauthorised access → Recommended for supervised areas → 25 liter (6.6 gallon) internal washable rigid liner avoids the safety risks normally associated with liner bags → Narrow opening reduces spillages in the event of overturning → 100% waterproof hygienic surface will not rust → Polyethylene material is 100% recyclable → Base made from 100% recycled content 	<ul style="list-style-type: none"> → Available as a floor fixed option → Available as a heavyweight option (112lbs) → 13 versatile shell colors <div style="text-align: center; margin-top: 10px;">  </div>



RYNO® LOVESEAT

3



Ryno Loveseat
 1RY2-123
 31.8" H | 58.8" W | 26.5" D
 Seat height: 17.1"
 Weight: 77 lbs.



KEY FEATURES

- Can be heavily weighted to 272 lbs. to deter misuse (other weight options available)
- Integrated drainage channel allows water run-off
- Sloped arms and low back designed to minimize ligature risks
- Ergonomically designed to give excellent comfort
- Hygienic wipe-clean surface

- Waterproof, UV stabilized material - suitable for outdoor use
- Strength and stability tested for severe contract use

OPTIONS

- Floor fixing solution
- Heavyweight model (271 lbs.)
- Anti-concealment base plate
- 13 versatile shell colors



One-piece design cannot be disassembled or weaponized



RYNO[®] STOOL & BENCH

3



Seat static weight tested to



Ryno stool
1RYS-00
18.5"H | 17.5"W | 15.5"D
Weight: 11 lbs.



Ryno bench
1RYN-00
18.5"H | 55"W | 15.5"D
Weight: 49 lbs.

- Lifetime guarantee
- Weighted options
- Fire retardant
- 100% LDPE
- Weather-proof
- Floor fastenable

KEY FEATURES		OPTIONS
<ul style="list-style-type: none"> → Ergonomically designed to prevent stacking and to deflect rainwater → Hygienic, wipe-clean surface dries easily ready for re-use → Water-resistant, UV-stabilized material makes non-upholstered items suitable for outdoor use 	<ul style="list-style-type: none"> → Pick proof design → Strength and stability tested for severe contract use. Exceeded the 200,000 cycle pass mark by a further 300,000 cycles 	<ul style="list-style-type: none"> → Weighted models (108 lbs. // 194 lbs.) → Invisible floor fastening solution → Available in 13 versatile colors <div style="display: flex; align-items: center;"> <div style="display: flex; gap: 5px; margin-right: 10px;"> </div> → Core colors </div> <div style="display: flex; gap: 5px; margin-top: 5px;"> </div>
<p><i>Provides peace of mind both indoors and out</i></p>		



RYNO® OCEANGREEN SEATING



Ryno dining chair
1RYD-02
34.6H | 19.7W | 24.4D (in)
Seat height: 17.7 in
Weight: Up to 119 lbs



Ryno club chair
1RYC-02
35.2H | 24.2W | 24.2D (in)
Seat height: 17.7 in
Weight: Up to 123 lbs



Ryno lounge chair
1RYL-02
30.7H | 23.6W | 29.9D (in)
Seat height: 17.7 in
Weight: Up to 176 lbs



Ryno tub chair
1RYU-02
31.7H | 26.4W | 26.8D (in)
Seat height: 16.9 in
Weight: Up to 181 lbs



Ryno Rocker
1RYR-00
34H | 29.9W | 39D (in)
Seat height: 17.7 in
Weight: Up to 143 lbs



Ryno loveseat
1RY2-123
31.9H | 58.9W | 26.5D (in)
Seat height: 17.1 in
Weight: Up to 271 lbs



Ryno stool
1RYS-02
18.5H | 17.5W | 15.6D (in)
Seat height: 18.5 in
Weight: Up to 108 lbs



Ryno bench
1RYN-02
18.5H | 55.1W | 15.5D (in)
Seat height: 18.5 in
Weight: Up to 194 lbs



Ryno coffee table
1RYF-02
16.7H | 25.8W | 25.8D (in)
Weight: Up to 117 lbs

KEY FEATURES		OPTIONS
→ One-piece design makes products water-resistant and prevents concealment of contraband	→ Ergonomically designed to give excellent comfort	→ Innovative floor fixing solutions → Linking bracket to connect chairs → Lightweight models available
→ Heavily weighted as standard to deter misuse (other weight options available)	→ Hygienic wipe-clean material	
	→ Safely rounded corners	

Please note: Due to the natural nature of OceanGreen's material, there may be slight color variations between products.



RYNO[®] BEDROOM

The products in this unique collection are manufactured in a single continuous piece.


This helps to create extremely durable products which, unlike traditional cabinetry, cannot be disassembled to be used as weapons.

The one-piece design also eliminates gaps, making the products totally water-resistant and preventing the concealment of contraband.



Fixed or removable restraints available with fully customizable number of fixings and locations [left](#)

Optional infill panel minimizes concealment opportunities when positioned against a wall [below](#)



Innovative hidden floor-fastening options help to create safer spaces for patients and staff

Integrated clothes storage solution minimizes ligature risks [right](#)





RYNO® BEDROOM

3



Seat static weight tested to



Ryno Open nightstand
1RYOB
23.4"H | 15.7"W | 15"D
Weight: 29 lbs.



Ryno Open desk
1RYOD
29"H | 27.5"W | 20"D
Weight: 44 lbs.



Ryno Open chest
1RYOC
29"H | 27.5"W | 20"D
Weight: 53 lbs.



Ryno Open wall shelf
1RYOK
47.2"H | 27.5"W | 12.3"D
Weight: 44 lbs.



Ryno mini wall shelf
1RYOKM
17"H | 8.4"W | 5.5"D
Weight: 4.4 lbs.

KEY FEATURES

- One-piece design makes products water-resistant and prevents concealment of contraband
- Reduced-ligature design features
- Safely rounded corners
- Pick proof design

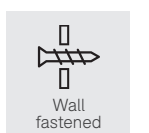
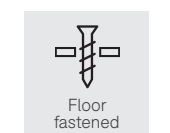
OPTIONS

- Invisible wall and floor fastening methods
- 13 vibrant shell colors

● ← Core color



*Extremely durable
one-piece construction*





RYNO® BEDROOM

3
●
●

Seat static weight tested to



Ryno Open wardrobe
1RYOWH-00
78.7"H | 27.4"W | 20"D
Weight: 99 lbs.



Ryno Open wardrobe fully shelved
1RYOW-00
78.7"H | 27.4"W | 20"D
Weight: 99 lbs.



Ryno Open modular storage
1RYOWS
77.9"H | 17.9"W | 20.9"D
Weight: 88 lbs.

KEY FEATURES	OPTIONS	
<ul style="list-style-type: none"> → One-piece design makes products water-resistant and prevents concealment of contraband → Reduced-ligature design features → Sloping top and stepped-back shelves to prevent climbing → Safely rounded corners → Organic textures help to create an environment that fosters recovery → Pick proof design 	<ul style="list-style-type: none"> → Invisible wall and floor fixing methods → Available in 1 core color (Moonwalk Grey) and 12 other colors (minimum order quantity 5 units per color) <p>● ← Core color</p>	

Extremely durable one-piece construction

- Lifetime guarantee
- Water resistant
- Fire retardant
- Floor fastened
- Wall fastened




RYNO[®] BED

3



Seat static weight tested to



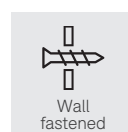

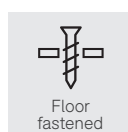

Ryno 3' bed with storage
1RYBS
18.9"H | 82.7"W | 39.8"D
Weight: 227 lbs.



Ryno 3' bed
1RYB
18.9"H | 82.7"W | 39.8"D
Weight: 243 lbs.



Ryno cube bed
1RYCB
14.9"H | 80.1"W | 32"D
Weight: 110 lbs.



International Registered Design
No. DM/204506

KEY FEATURES	OPTIONS	
<ul style="list-style-type: none"> → One-piece design makes products water-resistant and prevents concealment of contraband → Tapered design maximizes floor space and aids staff access → Reduced-ligature design features → Safely rounded corners → Invisible floor fastening method → Pick proof design → Bed bug resistant material 	<ul style="list-style-type: none"> → Infill panels minimize concealment risks when positioned against a wall → Fixed or removable restraints available with fully customizable number of fixings and locations → 13 vibrant shell colors <p>● ← Core color</p>	



RYNO® OCEANGREEN BEDROOM




Ryno Chest
1RYOC
28.9H | 27.5W | 19.9D (in)
Weight: 53lbs



Ryno Desk
1RYOD
28.9H | 27.5W | 19.9D (in)
Weight: 44lbs



Ryno Nightstand
1RYOB
23.4H | 15.7W | 14.9D (in)
Weight: 29lbs



Ryno 3' bed
1RYB
18.9H | 82.7L | 39.8W (in)
Weight: 243lbs



Ryno 3' bed with storage
1RYBS
18.9H | 82.7L | 39.8W (in)
Weight: 227lbs



Ryno 2'6'' Cube bed
1RYCB-FF
15H | 80.1L | 32W (in)
Weight: 110lbs



Ryno Wall shelf
1RYOK
47.2H | 27.5W | 12.3D (in)
Weight: 44lbs



Ryno mini wall shelf
1RYOKM
17H | 8.4W | 5.5D (in)
Weight: 4.4lbs



Ryno Open wardrobe fully shelved
1RYOW-00
78.7H | 27.5W | 20D (in)
Weight: 99lbs



Ryno Open wardrobe
1RYOWH-00
78.7H | 27.5W | 20D (in)
Weight: 99lbs




Ryno Open modular storage
1RYOMS-00
78H | 18W | 21D (in)
Weight: 88lbs

KEY FEATURES		OPTIONS
<ul style="list-style-type: none"> → One-piece design makes products water-resistant and prevents concealment of contraband → Reduced-ligature design features → Hygienic wipe-clean material 	<ul style="list-style-type: none"> → Sloping top and stepped-back shelves to prevent climbing → Organic textures help to create an environment that fosters recovery → Safely rounded corners 	<ul style="list-style-type: none"> → Hidden wall and floor fixing methods

Please note: Due to the natural nature of OceanGreen's material, there may be slight color variations between products.





SOFT SEATING

BLENDING DURABLE

SEATING WITH

COMFORTABLE

UPHOLSTERY



SKYE PLUS





Seat static weight tested to 1100 LBS.



Skye Plus chair
1SKYP1-400
32.4"H | 28.9"W | 30.9"D
Seat height: 15.7"
Weight: 88 lbs.



Skye Plus loveseat
1SKYP2-400
32.4"H | 49.2"W | 30.9"D
Seat height: 15.7"
Weight: 128 lbs.

KEY FEATURES	OPTIONS	
<ul style="list-style-type: none"> → Strong plywood frame with additional reinforcement ensures maximum strength → Tapered base design to make standing easier → Compact design and small footprint maximizes space → Heavyweight to deter mishandling 	<ul style="list-style-type: none"> → Also available as standard model → Plinth base → Wide choice of water-resistant upholstery 	<p><i>Optional plinth base prevents dust and dirt from gathering underneath</i></p>



ZEN PLUS



Seat static weight tested to




Zen Plus chair
1ZENP1-400
39.4"H | 23.6"W | 58.5"D
Weight: 135.5 lbs.



Zen Plus duo chair
1ZENDP-400
39.4"H | 23.6"W | 39"D
Weight: 91.5 lbs.





Zen Plus armchair
1ZENP1-500
39.3"H | 28.2"W | 43.3"D
Weight: 110 lbs.



Zen Plus duo footstool*
1ZENDSP-400
17.7"H | 21.3"W | 21.5"D
Weight: 50.5 lbs.

**recommended for use with Zen Duo chair*

KEY FEATURES	OPTIONS	Perfect for areas of calm, rest and relaxation
<ul style="list-style-type: none"> → Plywood reinforcement, including a fully enclosed base to prevent concealment → Designed to prevent rapid standing motion, creating a safer and calmer environment → Smoothly reclined shape prevents pressure points and provides comfort → Weighted to deter mishandling 	<ul style="list-style-type: none"> → Also available as standard model → Dual fabrics for added personalization → Wide choice of water-resistant upholstery 	







ZEN PLUS ROCKER



Zen Plus rocker chair
 1ZENRP1-400
 40"H | 26"W | 44"D
 Weight: 130 lbs.

KEY FEATURES	OPTIONS	
<ul style="list-style-type: none"> → Fluid rocking motion provides a source of focus and calm → Plywood reinforcement for added durability → Smoothly reclined shape prevents pressure points and provides comfort → Evenly distributed additional weight to prevent overturning 	<ul style="list-style-type: none"> → Dual fabrics for added personalization → Wide choice of water-resistant upholstery 	
		<p><i>Calming rocking motion to reduce stress</i></p>



DOORNE PLUS



Doorne Plus single
1DRMP1-400
17.7"H | 17.7"W | 17.7"D
Seat height: 17.7"
Weight: 20.9 lbs.



Doorne double
1DRMP2-400
17.7"H | 35.4"W | 17.7"D
Seat height: 17.7"
Weight: 35.2 lbs.



Doorne 45° curved
1DRMP3-400
17.7"H | 28.7"W | 17.7"D
Seat height: 17.7"
Weight: 25.3 lbs.

KEY FEATURES

- Versatile modular design helps you make the most of your space
- Can be used individually or in multiples
- Plinth base to prevent dust and dirt gathering underneath
- Furniture glides prevent damage to floor when being moved

OPTIONS

- Also available without added weight
- Wide choice of water-resistant upholstery



Plinth base prevents dust and dirt from gathering underneath



SNUG PLUS



Seat static weight tested to



Snug Plus chair
1SGP1-400
34.6"H | 35.4"W | 38.6"D
Seat height: 15.7"
Weight: 88 lbs.



Snug Plus ottoman
1SGPS-400
15.7"H | 35.4"W | 35.4"D
Weight: 58.5 lbs.



Snug Plus corner chair
1SGPC1-400
34.6"H | 38.6"W | 38.6"D
Seat height: 15.7"
Weight: 116.5 lbs.

KEY FEATURES

- Plywood reinforcement, including a fully enclosed base to prevent concealment
- Versatile modular design helps you make the most of your space
- Promotes social inclusion
- Low overall height provides clearer sight lines for staff
- No-arm design aides de-escalation
- Fixed seat and back cushions

OPTIONS

- Also available as standard model
- Available with fasteners
- Wide choice of water-resistant upholstery



Combines sumptuous comfort with durable reinforcement





OHIO PLUS



Seat static weight tested to 440 LBS.



Ohio Plus chair
1OP1-400
33.4"H | 22.8"W | 33.8"D
Seat height: 18.9"
Weight: 84 lbs.



Ohio Plus curved - wide front
1OPC1-500
33.4"H | 40.5"W | 33.8"D
Seat height: 18.9"
Weight: 55 lbs.



Ohio Plus curved - narrow front
1OPC1-400
33.4"H | 40.5"W | 33.8"D
Seat height: 18.9"
Weight: 60.5 lbs.



Ohio Plus coffee table
1OPF-400
16.5"H | 32.6"W | 32.6"D
Weight: 75 lbs.

KEY FEATURES

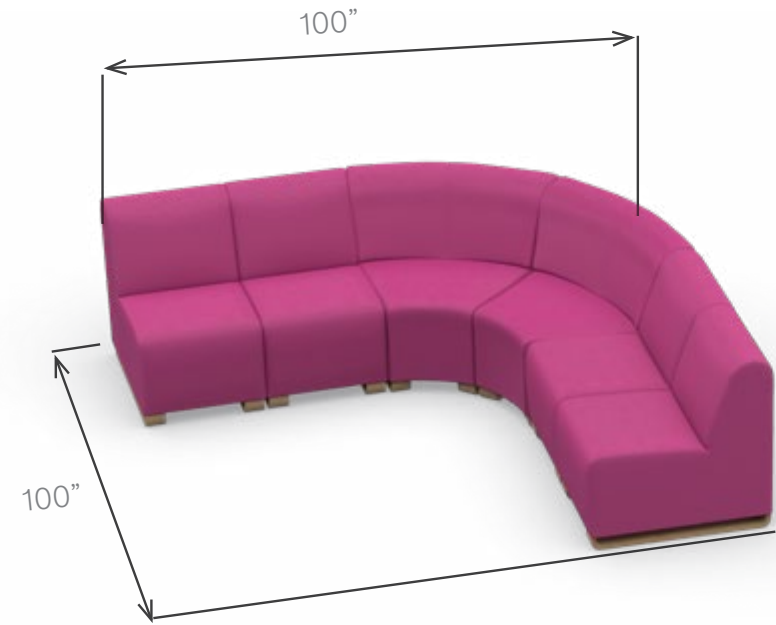
- Plywood reinforcement, including a fully enclosed base to prevent concealment
- Versatile modular design helps you make the most of your space
- Reduced ligature solid ski feet protect flooring and facilitate movement
- Gap between unit and floor allows for inspections and cleaning
- Fixed seat and back cushions

OPTIONS


- Also available as standard model
- Open ski feet
- Linking bracket to connect items
- Wide choice of water-resistant upholstery



OHIO PLUS 2



Versatile modular design helps you make the most of your space





PURL PLUS



Seat static weight tested to 440 LBS.



Purl Plus low back armchair
1PULP1-400
34.3"H | 27.6"W | 30.7"D
Seat Height: 18.9"
Weight: 83.8 lbs.



Purl Plus low back loveseat
1PULP2-400
34.3"H | 46.9"W | 30.7"D
Seat Height: 18.9"
Weight: 115.7 lbs.



Purl Plus high back armchair
1PUHP1-400
42.1"H | 27.6"W | 30.7"D
Seat Height: 18.9"
Weight: 90.4 lbs.



Purl Plus high back loveseat
1PUHP2-400
42.1"H | 46.9"W | 30.7"D
Seat Height: 18.9"
Weight: 124.6 lbs.

KEY FEATURES

- Plywood reinforcement, including a fully enclosed base to prevent concealment
- Wrap-around design of the seat back gives great comfort and support for users
- Seat height designed to help those with reduced mobility
- Fixed seat base to deter misuse
- Chrome metal feet give a modern and clean appearance

OPTIONS

- Also available as standard model
- Wide choice of water-resistant upholstery



Reinforcement provides added durability





SIGMA PLUS



Seat static weight tested to



Sigma Plus tub chair
1SIGP1-400
31.5"H | 31.5"W | 27.9"D
Seat Height: 17.3"
Weight: 79.4 lbs.



Sigma Plus loveseat
1SIGP2-400
31.5"H | 53.1"W | 27.9"D
Seat Height: 17.3"
Weight: 112.4 lbs.

KEY FEATURES

- Plywood reinforcement, including a fully enclosed base to prevent concealment
- Wrap-around design of the seat back gives great comfort and support for users
- Compact footprint helps you make the most of your available space
- Double top-stitched seams for strength and appearance
- Fixed seat base to deter misuse

OPTIONS

- Also available as standard model
- Wide choice of water-resistant upholstery



Fully enclosed base with inaccessible fixings to prevent tampering



MAGNA PLUS



Seat static weight tested to 1100 LBS.



Magna Plus chair
1MG1-900
31"H | 38.1"W | 33.8"D
Seat height: 16.5"



Magna Plus 3-seater
1MG3-900
31"H | 80"W | 33.8"D
Seat height: 16.5"



Magna Plus loveseat
1MG2-900
31"H | 58"W | 33.8"D
Seat height: 16.5"

KEY FEATURES	OPTIONS	
<ul style="list-style-type: none"> → Plywood reinforcement for added strength → 'Zero depth' seams minimise opportunities for concealing medication or contraband → Fully enclosed base to prevent concealment → Fu 	<ul style="list-style-type: none"> → Also available as standard model → 'Zero depth' seams minimize concealment opportunities (Plus model only) → Plinth base → Wide choice of water-resistant upholstery 	<p><i>Reinforced sofa with optional anti-concealment seams</i></p>



HELIX PLUS



Seat static weight tested to 440 LBS.



Helix Plus chair
1HLX1-400
35"H | 40.2"W | 38.2"D
Seat height: 17.7"



Helix Plus 3-seater
1HLX3-400
35"H | 78"W | 38.2"D
Seat height: 17.7"



Helix Plus loveseat
1HLX2-400
35"H | 59"W | 38.2"D
Seat height: 17.7"


KEY FEATURES	OPTIONS	
→ Plywood reinforcement, including a fully enclosed base to prevent concealment	→ Also available as standard model	<i>Reinforcement provides added durability</i>
→ Wrap-around arm design provides comfort and support	→ Wide choice of water-resistant upholstery	
→ Removable seat and back cushions for easy cleaning		





ORR PLUS



Seat static weight tested to  1100 LBS.



Orr Plus chair
1OR1-400
33.4"H | 27.9"W | 34.2"D
Seat height: 17.3"



Orr Plus 3-seater
1OR3-400
33.4"H | 69.6"W | 34.2"D
Seat height: 17.3"



Orr Plus loveseat
1OR2-400
33.4"H | 48.8"W | 34.2"D
Seat height: 17.3"

KEY FEATURES

- Plywood reinforcement, including a fully enclosed base to prevent concealment
- Removable seat and back cushions for easy cleaning
- Slim arm maximizes seating capacity
- Gap between unit and floor allows for inspections and cleaning

OPTIONS

- Also available as standard model
- Wide choice of water-resistant upholstery
- Feet available in Natural and Walnut finish



Reinforcement provides added durability





ORR PLUS CORNER



Seat static weight tested to



Orr Plus Corner unit 2-seater left arm and 2-seater right arm
10C2L2R-400
33.4"H | 81.5"W | 81.5"D
Seat height: 17.3"



Orr Plus Corner unit 2-seater left arm and 3-seater right arm
10C2L3R-400
33.4"H | 101.9"W | 81.5"D
Seat height: 17.3"



Orr Plus Corner unit 3-seater left arm and 2-seater right arm
10C3L2R-400
33.4"H | 81.5"W | 101.9"D
Seat height: 17.3"



Orr Plus Corner unit 3-seater left arm and 3-seater right arm
10C3L3R-400
33.4"H | 101.9"W | 101.9"D
Seat height: 17.3"

KEY FEATURES

- Versatile layouts to suit your space
- Plywood reinforcement, including a fully enclosed base to prevent concealment
- Removable seat and back cushions for easy cleaning
- Slim arm maximizes seating capacity
- Gap between unit and floor allows for inspections and cleaning

OPTIONS

- Also available as standard model
- Wide choice of water-resistant upholstery
- Feet available in Natural and Walnut finish



Reinforcement provides added durability





RUBUS PLUS



Seat static weight tested to 440 LBS.



Rubus Plus chair
1RS1-400
35"H | 46"W | 37"D
Seat height: 17.5"



Rubus Plus 3-seater
1RS3-400
35"H | 78.7"W | 37"D
Seat height: 17.5"



Rubus Plus loveseat
1RS2-400
35"H | 67.7"W | 37"D
Seat height: 17.5"

KEY FEATURES	OPTIONS
<ul style="list-style-type: none"> → Plywood reinforcement, including a fully enclosed base to prevent concealment → Removable seat cushions for easy cleaning → Stylish chrome feet 	<ul style="list-style-type: none"> → Also available as standard model → Wide choice of water-resistant upholstery <p><i>Reinforcement provides added durability</i></p>





REEF PLUS



Seat static weight tested to



Reef Plus 3-seater
 1RF3-400
 35.4"H | 74.2"W | 36.6"D
 Seat height: 17.7"

KEY FEATURES	OPTIONS	
<ul style="list-style-type: none"> → Plywood reinforcement, including a fully enclosed base to prevent concealment → Armless design assists de-escalation practices and reduces likelihood of damage 	<ul style="list-style-type: none"> → Also available as standard model → Wide choice of water-resistant upholstery → Feet available in Natural and Walnut finish 	


Reinforcement provides added durability





LIBERTY



Seat static weight tested to  440 LBS.





Liberty chair
1LY1-300
40.9"H | 33.5"W | 35.4"D
Seat height: 18.9"
Weight: 162 lbs.



Liberty 3-seater
1LY3-300
40.9"H | 81.9"W | 35.4"D
Seat height: 18.9"
Weight: 316.4 lbs.



Liberty loveseat
1LY2-300
40.9"H | 60.6"W | 35.4"D
Seat height: 18.9"
Weight: 242.5 lbs.

KEY FEATURES	OPTIONS	
<ul style="list-style-type: none"> → Plywood reinforcement for added strength → Removable seat allows thorough inspection and cleaning → Seat and back are securely locked in place during use 	<p>→ Wide choice of water-resistant upholstery</p> 	<p><i>Removable seat allows thorough inspection and cleaning</i></p> 



CODA



Seat static weight tested to 1100 LBS.



Coda armchair
1CDA1-900
32"H | 37.2"W | 31.4"D
Seat height: 17.7"



Coda 3-seater
1CDA3-900
32"H | 78.7"W | 31.4"D
Seat height: 17.7"



Coda Loveseat
1CDA2-900
32"H | 60.8"W | 31.4"D
Seat height: 17.7"

Space between cushions to prevent concealment

KEY FEATURES	OPTIONS	
<ul style="list-style-type: none"> → 1.5" space between cushions to prevent concealment and make inspection safer → Unlike conventional sofas, there are no dirt-traps and can be thoroughly cleaned → Strong and durable steel frame which is resistant to moisture from cleaning → Plywood reinforcement for strength 	<ul style="list-style-type: none"> → Available in 2-tone upholstered finish → Wide choice of water-resistant upholstery 	



LEVO REDUCED-LIGATURE RECLINER



Levo reduced-ligature recliner

Standard weight (198lb): 1LV1-00
 Added weight (295lb): 1LV1-134

Upright dimensions:
 48.4H | 33.5W | 50.5D (in)

Reclined dimensions:
 34.7H | 33.5W | 72.2D (in)

*A comfortable, safe
 solution for Mental Health
 Crisis Assessment Services*

KEY FEATURES

- Reclining motion is controlled with body weight - no controls or power required
- Inaccessible internal mechanism designed to minimize ligature risks
- The generous width seat provides comfort during long periods of sitting and sleeping
- The high-back design offers head and neck support
- Robust and hygienic polyethylene base
- Base is made from 100% recyclable materials


OPTIONS

- Available with additional weighting (295lb)
- Seat and back available in a wide range of water-resistant upholstery
- Arms and base available in 13 versatile colors





SEAL ANTI-CONCEALMENT



Seat static weight tested to



Seal anti-concealment chair
 1SAS1-70
 33.1"H | 29.5"W | 27.6"D
 Unweighted 57.3 lbs.



Seal anti-concealment loveseat
 1SAS2-90
 33.1"H | 59.1"W | 27.6"D
 Unweighted 99.2 lbs.

Designed without seams to prevent concealment and provide water resistance

KEY FEATURES

- Designed without seams or gaps to minimize concealment opportunities
- Anti-concealment base with non-accessible fixings
- Subtle arms support staff in safe de-escalation practices
- Water-resistant, hygienic outer skin which can be easily cleaned and dried for re-use


OPTIONS

- Available in dual-tone colors:
- Azur Blue
 - London Gray





KORGEN

Seat static weight tested to 



Korgen chair
1KGG1/1KGB1
33.7"H | 21.3"W | 24.6"D
Weight: 33.1 lbs.



Korgen 2-seater
1KGG2/1KGB2
33.7"H | 42.6"W | 24.6"D
Weight: 57.3 lbs.



Korgen 3-seater
1KGG3 / 1KGB3
33.7"H | 63.8"W | 24.6"D
Weight: 81.6 lbs.



Korgen 1-seater (any position)
1KGG1-TT
33.7"H | 42.6"W | 24.6"D
Weight: 57.3 lbs.



Korgen 2-seater (any position)
1KGG2-TT
33.7"H | 63.8"W | 24.6"D
Weight: 81.6 lbs.

KEY FEATURES

- Extremely strong 45mm powdercoated steel tube frame
- Totally water-resistant and UV stabilized for outdoor use
- Anti-bacterial additive and tested for Coronavirus resistance
- No crevices for dirt to be trapped

OPTIONS

- Armrests for additional support (can be applied to one or both sides)
- Compact laminate table provides space for belongings and encourages social distancing
- Available with floor fixing kit for additional security

→ Choose from 2 frame colors

→ Choose from 2 core seat colors or 12 other colors

→ Core colors





BODEN



Seat static weight tested to



Boden bean bag chair
1BOCHAIR1-100
35.4"H | 39.3"W | 41.3"D
Weight: 15.5 lbs.



Boden bean bag
1BO1-100
31.4"H | 35.4"W | 35.4"D
Weight: 15.5 lbs.



Boden extra-large bean bag
1BO1-200
22"H | 55.1"W | 55.1"D
Weight: 32 lbs.



Boden donut beanbag
1BODONUT1-100
25.5"H | 53.1"W | 53.1"D
Weight: 59.5 lbs.

KEY FEATURES

- Double-stitched seams and non-accessible zips prevent tampering
- Flame-retardant filling gives the bean bags their shape and comfort

OPTIONS

- Wide choice of water-resistant upholstery (we recommend dark colored vinyl)



Flame-retardant filling and exterior





BODEN ROCKER

Rocking motion provides comfort and calm



Boden Rocker
1BO1-600
30.3"H | 51.1"W | 53.1"D
Weight: 88 lbs.



NIGHTINGALE AWARDS 2023 **Gold Award**

NIGHTINGALE AWARDS 2023 **Innovation Award**

KEY FEATURES

- Gentle, controllable vestibular stimulation provides comfort and calm
- Donut shape provides a reassuring feeling of wrap-around contact
- Close to the ground seating position provides a feeling of safety
- Raised back offers head and neck support

- Large size and weight prevents the beanbag being picked up
- Recycled plastic base which is textured to provide grip and prevent the product moving along the floor
- Made from 64% recycled content, contributing to a 72% reduction in CO2 emissions

OPTIONS


- Wide choice of water-resistant upholstery (we recommend dark colored vinyl)





CONTESSA



Seat static weight tested to 



Contessa cube
1COFC-100
18.1"H | 22.6"W | 22.6"D
Weight: 19.8 lbs.



Contessa caterpillar
1COFCAT-100
18.1"H | 22.6"ø
Weight: 12.1 lbs.



Contessa cuboid
1COFCUB-100
18.1"H | 45.2"W | 22.6"D
Weight: 41.8 lbs.



Contessa drum
1COFD-100
18.1"H | 22.6"ø
Weight: 16.5 lbs.



Contessa 90° curve
1COF90-100
18.1"H | 32"W | 22.6"D
Weight: 33 lbs.



Contessa 45° curve
1COF45-100
18.1"H | 26"W | 22.6"D
Weight: 15.4 lbs.



Contessa extra-large drum
1COFD-300
19.6"H | 29.5"ø
Weight: 52 lbs.



Contessa extra-large cube
1COFC-400
19.6"H | 23.6"W | 23.6"D
Weight: 43 lbs.

KEY FEATURES


- All foam construction with no internal frame for safety
- Zip heads removed and oversewn to prevent tampering
- Strong stitched seams

OPTIONS

- Wide choice of water-resistant upholstery (we recommend dark colored vinyl)



CMHR foam provides a sturdy, fire-resistant core





CASCADE

CASCADE PLUS

Anti-vandal cover with water-resistant seams



Cascade low back chair
1CASL-100
36.6"H | 23.6"W | 36.2"D
Seat height: 16.9"
Weight: 105.8 lbs.



Cascade Plus low back chair
1CSL-100
36.6"H | 23.6"W | 36.2"D
Seat height: 16.9"



Cascade Plus low back calm chair
1CSCL-100
36.6"H | 26.4"W | 41.3"D
Seat height: 16.9"



Cascade Plus high back calm bench
1CSCBH-100
47.2"H | 70.9"W | 43.1"D
Seat height: 16.9"



Cascade low back calm chair
1CASCL-100
36.6"H | 26.4"W | 41.3"D
Seat height: 16.9"
Weight: 112.4 lbs.



Cascade Plus high back chair
1CSH-100
47.2"H | 23.6"W | 36.2"D
Seat height: 16.9"



Cascade Plus high back calm chair
1CSM-100
47.2"H | 26.4"W | 41.3"D
Seat height: 16.9"

KEY FEATURES CASCADE

- All foam construction with no internal frame for safety
- Zip heads removed and oversewn to prevent tampering
- Strong stitched seams
- Wedge at the front of the Calm chair to aid de-escalation

KEY FEATURES CASCADE PLUS

- Strong anti-vandal, tear-resistant material
- Fully welded seams (no stitching or zips) for water resistance, hygiene and anti-tamper benefits
- All foam construction with no internal frame for safety
- Wedge at the front of the Calm chair to aid de-escalation

OPTIONS

- Wide choice of water-resistant upholstery (we recommend dark colored vinyl)




- Available in four versatile colors





VEE




Seat static weight tested to 




Vee armchair
1VE1-200
32.6"H | 22.2"W | 25.2"D
Seat height 18.1"
Weight: 21 lbs.



Vee side chair
1VE1-100
32.6"H | 19.3"W | 25.2"D
Seat height 18.1"
Weight: 17.5 lbs.



Vee Hijena armchair
1VH1-400
32.6"H | 19.3"W | 25.2"D
Seat height 18.1"
Weight: 22 lbs.

KEY FEATURES	OPTIONS	
→ One-piece back and seat for strength and durability	→ Frame available in Natural and Walnut finish	
→ Strong bent plywood frame	→ Wide choice of water-resistant upholstery	
→ Stackable for easy storage		
→ Hijena chair features a hygiene-gap to prevent dust and dirt from gathering		

Stylish and strong bent plywood frame





CADREGA LOUNGE



Cadrega lounge low back chair
 1CGL1-400
 33.4"H | 23.6"W | 25.9"D
 Seat height 19.2"
 Weight: 22 lbs.




Cadrega lounge high back chair
 1CGH1-400
 47.2"H | 23.6"W | 25.9"D
 Seat height 19.2"
 Weight: 25.3 lbs.



Cadrega lounge bariatric chair
 1CGB1-200
 39.9"H | 34.2"W | 25.9"D
 Seat height 19.2"
 Weight: 35.2 lbs.



Cadrega lounge footstool
 1CGF-100
 11.8"H | 20"W | 12.5"D
 Weight: 6.6lbs

KEY FEATURES	OPTIONS	
<ul style="list-style-type: none"> → Versatile seating range with a minimalist design ethos → Hygiene-gap between seat and back to prevent dirt and dust gathering → Solid birch legs and frame → Strength and stability tested to BS EN 16139:2013 level 2 	<ul style="list-style-type: none"> → Available with pressure relieving foam to reduce the risk of pressure ulcers → Wide choice of water-resistant upholstery 	<p><i>Hygiene-gap between seat and back to prevent dirt and dust gathering</i></p>



SMILE



Smile high back chair
 1SZH1-118
 46.3"H | 32.3"W | 28.3"D
 Seat height: 15.7"
 Weight: 88.2 lbs.

High back offers support & privacy

KEY FEATURES SMILE	OPTIONS SMILE	
<ul style="list-style-type: none"> → Subtle wings provide comfort and privacy → Sweeping seat design acts as an integrated armrest → Strong and elegant solid metal legs 	<ul style="list-style-type: none"> → Available with stainless steel or black powder coated legs → Wide choice of water-resistant upholstery 	

LOUNGE

FURNITURE IDEAL

FOR SAFE AND

STYLISH LIVING

SPACES

NEENA



Neena side table
1NNA1-BIR
27.6"H | 16.8"W | 14.7"W
Weight: 13.2 lbs.

KEY FEATURES

- Strong and durable molded birch plywood construction
- Lipped edges to prevent items rolling off
- Thick steel base with black powder coated finish

OPTIONS










CUMULUS PLUS



Cumulus Plus coffee table
 1CSPF-7070
 16.5"H | 27.5"W | 27.5"D
 Weight: 132 lbs.

KEY FEATURES 	OPTIONS	 <p><i>Also available - Cumulus tables</i></p>
<ul style="list-style-type: none"> → Heat and impact resistant laminate top → Solid steel base plate provides strength and stability → 12" diameter steel pedestal for added strength → Heavily weighted to deter misuse → Suitable for wheelchair users 	<ul style="list-style-type: none"> → Table tops available in White, Anthracite or Hickory    → Lower risk Cumulus tables available 	



ROCK



Rock round coffee table
 1RKF-600R
 25.2"H | 47.2"ø
 Weight: 27.6 lbs.



Rock square coffee table
 1RKF-600X600
 25.2"H | 47.2"W | 47.2"D
 Weight: 27.6 lbs.

KEY FEATURES	
→ Smooth chamfered edge protects top surface from damage	→ Strong and durable solid birch frame
→ One-piece, wipe-clean laminate table top - heat and impact resistant	→ Cross-braced skis provide additional strength and manoeuvrability



ACUMEN COFFEE TABLES





Acumen square coffee table
 1AUF-435x550x550
 17.1"H | 21.7"W | 21.7"W
 Weight: 79.4 lbs.



Acumen round coffee table
 1AUF-435x610
 17.1"H | 24"ø
 Weight: 66.1 lbs.



Acumen rectangular coffee table
 1AUF-435x550x1000
 17.1"H | 21.7"W | 39.4"W
 Weight: 123.5 lbs.

KEY FEATURES	OPTIONS	
<ul style="list-style-type: none"> → Heavily weighted to deter misuse → Enclosed base to prevent concealment → Security fixings to deter tampering → Smooth rounded corners for safety 	<p>→ Available in Hickory and Walnut finish</p> 	



ACUMEN LOUNGE



Acumen large bookcase
1AUE-200
70.9"H | 33.5"W | 11.8"D



Acumen 2 door + 2 drawer dresser
1AUJ22-100
70.9"H | 37.2"W | 17.7"D



Acumen 2 door + 2 drawer sideboard
1AUG22-100
29.1"H | 33"W | 17.7"D
Weight: 167.6 lbs.



Acumen 3 door + 3 drawer sideboard
1AUG3-330
29.1"H | 47.1"W | 17.7"D
Weight: 216.1 lbs.

KEY FEATURES

- Heavily weighted to deter misuse
- Double thickness drawer fronts with thick back and sides and drawer bottoms resulting in very robust drawers
- Specially designed to minimize concealment areas (e.g. underside, between drawers)
- Scalloped handles and piano hinges reduce ligature risks
- 1" thick tops and hickory melamine-faced carcass
- Heavy-duty drawer runners (rated to 88 lbs.)
- Security fixings to deter tampering
- Smooth rounded corners for safety

OPTIONS

- Locks to doors and drawers
- Available in:
 - Walnut (with White fronts)
 - Hickory (with Gray fronts)





TV CABINETS



Acumen wall fastened TV cabinet (32")
 1AUN32-500
 34.5"H | 36.3"W | 9.3"D
 Max. TV dimensions
 21.5"H | 32.7"W | 6.1"D
 Visible screen size
 18.7"H | 30"W
 Weight: 81.6 lbs.



Acumen wall fastened TV cabinet (42")
 1AUN42-500
 40.2"H | 48.5"W | 9.3"D
 Max. TV dimensions
 27.2"H | 42.1"W | 6.1"D
 Visible screen size
 24.4"H | 39.4"W
 Weight: 110.2 lbs.



Acumen floor standing TV cabinet (42")
 1AUN42-100
 64.2"H | 48.5"W | 19.1"D
 Max. TV dimensions
 27.2"H | 42.1"W | 15.6"D
 Visible screen size
 24.42H | 39.42W
 Weight: 284.4 lbs.



Harby Plus wall mounted TV cabinet (32")
 1HYPN32-500
 33.1"H | 36.8"W | 9.3"D
 Max. TV dimensions
 21.5"H | 32.7"W | 6.1"D
 Visible screen size
 18.7"H | 30"W




Harby Plus wall mounted TV cabinet (42")
 1HYPN42-500
 39"H | 48.2"W | 9.3"D
 Max. TV dimensions
 39"H | 46.2"W | 9.3"D
 Visible screen size
 24.4"H | 39.4"W



Harby Plus floor standing TV cabinet (42")
 1HYPN42-100
 64.2"H | 45.7"W | 19.1"D
 Max. TV dimensions
 27.2"H | 42.1"W | 15.6"D
 Visible screen size
 24.42H | 39.42W



Harby Plus floor standing TV cabinet (55")
 1HYPN55-500
 43"H | 56.2"W | 9.2"D
 Max. TV dimensions
 31"H | 51.5"W | 6.1"D
 Visible screen size
 28.8H | 49.6W


KEY FEATURES	OPTIONS	
<ul style="list-style-type: none"> → Thick clear polycarbonate safety screen → Securely lockable compartments - Piano hinges to minimize ligature risks - Secure ventilation to reduce overheating 	<ul style="list-style-type: none"> → Available in Hickory and Walnut finish 	



HARBY PLUS SECURE NOTICEBOARD



HARBY PLUS Secure Noticeboard
 1HYNB-200
 33.2"H | 45.4"W | 3.14"D
 Weight: 55.1 lbs.

KEY FEATURES	OPTIONS	
<ul style="list-style-type: none"> → 0.3 inches clear polycarbonate safety screen → Securely lockable compartments → Piano hinges and sloping tops to minimize ligature risks 	<ul style="list-style-type: none"> → 0.4 inches Sundeala pinboard → Anti-tamper security screws → Strength and stability tested for contract use 	<ul style="list-style-type: none"> → Available in Hickory finish 

DINING

TABLES AND CHAIRS

WELL SUITED FOR

CHALLENGING

ENVIRONMENTS



FUSION



Fusion low back chair
1FUDCL-400
36.6"H | 18.5"W | 25.5"D
Seat height: 19"
Weight: 110.2 lbs.




Fusion high back chair
1FUDCH-400
43.3"H | 18.5"W | 25.5"D
Seat height: 19"
Weight: 110.2 lbs.



Fusion low back chair with arms
1FUACL-400
36.6"H | 23.8"W | 25.5"D
Seat height: 19"
Weight: 143.3 lbs.



Fusion high back chair with arms
1FUACH-400
43.3"H | 23.8"W | 25.5"D
Seat height: 19"
Weight: 143.3 lbs.

KEY FEATURES	OPTIONS	
<ul style="list-style-type: none"> → Heavily weighted to increase stability and deter misuse → Fully upholstered with stitched seams and security fixings (no piping or staples) → Solid beech skis for manoeuvrability → Solid 0.7" thick plywood seat and base panels 	<p>→ Wide choice of water-resistant upholstery</p> 	<p><i>Heavily weighted to deter misuse</i></p>



Espresso.....1.85
 Americano.....2.50
 Cappuccino.....2.80
 Latte Macchiato.....2.50
 Earl Grey.....1.50
 English breakfast.....1.80
 Rooibos.....1.80
 Cold Matcha.....2.85
 Soft Drinks.....2.00
 Draft Beer.....4.50
 Wine(Class).....3.50
 Sandwich.....6.50

TOUCH



Touch chair
 1TU1-010
 32.2"H | 18.1"W | 22"D
 Seat height: 16.1"
 Weight: 17.5 lbs.



Touch barstool (Oyster Gray only)
 1TUS-006-OG
 42.9"H | 18.1"W | 22"D
 Seat height: 26.8"
 Weight: 18.5 lbs.



Storage trolley
 6TU-TROLLEY
 (Capacity 30 chairs)

KEY FEATURES	OPTIONS	
<ul style="list-style-type: none"> → Multi-purpose stackable seating → Durable polypropylene shell with handle cut-out for lifting → One-piece seat with hygienic wipe-clean surface → Solid chromed steel rod frame → Waterfall front edge to ensure comfort 	<ul style="list-style-type: none"> → Available with wheeled storage trolley (capacity 30 chairs) → Choose from 5 vibrant shell colors <div style="display: flex; justify-content: center; gap: 10px; margin-top: 5px;"> </div>	

XEON PLUS



Xeon Plus chair Moonwalk
1ENP1-MG
31.5"H | 22.4"W | 22.8"D
Seat height: 16.9"
Weight: 11 lbs.



Xeon Plus chair Cool Green
1ENP1-CG
31.5"H | 22.4"W | 22.8"D
Seat height: 16.9"
Weight: 11 lbs.



Xeon Plus chair White
1ENP1-W
31.5"H | 22.4"W | 22.8"D
Seat height: 16.9"
Weight: 11 lbs.

*Stackable for
easy storage*

KEY FEATURES

- Incredibly strong multi-purpose stacking chair
- One-piece seat with hygienic wipe-clean surface
- UV stabilized water-resistant material is suitable for indoor and outdoor use

OPTIONS

- Available in Moonwalk Grey, Cool Green and White



BOLD



Bold chair Moonwalk
1BLD-00-MG
31.1"H | 20.5"W | 19.7"D
Seat height: 17.7"
Weight: 12.8 lbs.



Bold chair Cool Green
1BLD-00-CG
31.1"H | 20.5"W | 19.7"D
Seat height: 17.7"
Weight: 12.8 lbs.



Bold chair Alpine White
1BLD-00-W
31.1"H | 20.5"W | 19.7"D
Seat height: 17.7"
Weight: 12.8 lbs.

*Stackable for
easy storage*

KEY FEATURES

- Versatile stacking chair (stacks 6 high) perfect for bedrooms, learning spaces and cafés
- Robust sled design minimizes stress on individual legs, reducing the risk of damage in challenging environments
- Water-resistant, hygienic and easy to clean
- Water-resistant foam seat pad (grey)

- Made from 100% recyclable Polypropylene material, with additives which greatly increase impact resistance and compressive strength
- Strength and stability tested for severe non-domestic use (BS EN 16139:2013 - Level 2)

OPTIONS

- Available in Moonwalk Grey, Cool Green and Alpine White





NERO



Nero chair
1NO1-200
32.3"H | 22.4"W | 18.1"D
Seat height: 17.7"
Weight: 8.8 lbs.

KEY FEATURES

- Multi-purpose stacking chair
- One-piece seat with hygienic wipe-clean surface
- UV-stabilized water-resistant material is suitable for indoor and outdoor use
- Polypropylene reinforced with glass fiber construction

OPTIONS

- Choose from 7 vibrant shell colors



CUMULUS PLUS

Featuring a solid steel base plate and thick steel pedestal, this table range is heavyweight, strong and stable.



High-pressure laminate top fastened to durable steel fixing plate with security screws

Heavyweight solid steel base plate and pedestal for safety and stability



Table tops available in White, Anthracite or Hickory





CUMULUS PLUS DINING



Cumulus Plus square dining table
 1CSPT-7070
 29.1"H | 27.5"W | 27.5"D
 Seats: 4
 Weight: 145 lbs.

1CSPT-9090
 29.1"H | 35.4"W | 35.4"D
 Seats: 4
 Weight: 156 lbs.

1CSPT-1212
 29.1"H | 47.2"W | 47.2"D
 Seats: 4
 Weight: 202.5 lbs.






Cumulus Plus rectangular dining table
 1CSPT-1590
 29.1"H | 59"W | 35.4"D
 Seats: 6
 Weight: 270.5 lbs.

1CSPT-1890
 29.1"H | 70.8"W | 35.4"D
 Seats: 8
 Weight: 279.5 lbs.



Lower height tables available for children

KEY FEATURES 	OPTIONS	<i>Plywood edge option available</i>
<ul style="list-style-type: none"> → Heat and impact resistant laminate top → Solid steel base plate provides strength and stability → 12" Diameter steel pedestal for added strength → Heavily weighted to deter misuse → Suitable for wheelchair users 	<ul style="list-style-type: none"> → Table tops available in White, Anthracite or Hickory  → Laminate top with plywood edge → Lower risk Cumulus tables available → Lower height (25.2") tables available for children 	





MONZA



Monza side chair with wooden seat
1MZA1-300
34.2"H | 18.5"W | 21.6"D
Seat height: 17.9"
Weight: 16.5 lbs.



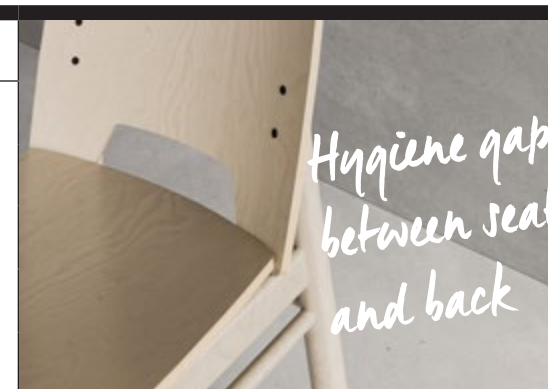
Monza side chair with upholstered seat
1MZA1-100
34.2"H | 18.5"W | 21.6"D
Seat height: 18.8"
Weight: 16.5 lbs.

KEY FEATURES

- Strong and stylish round solid birch legs
- Plywood seat and back shells, subtly curved for comfort
- Hygiene gap between seat and back to prevent dust and dirt gathering
- Strength and stability tested to BS EN 16139:2013 level 2

OPTIONS

- Wide choice of water-resistant upholstery



ROCK

Combining strength and beauty, Rock is an elegant but robust range of tables and chairs designed for challenging environments.



Smooth chamfered edge protects top surface from damage in the event of overturning



Single-piece laminate surface is easy to keep clean



Interconnections joining each leg together are key to the range's strength



ROCK DINING



Rock chair
 1RK1-BIR-WHITE
 31.9"H | 20.5"W | 20.5"D
 Seat height: 18.1"
 Weight: 16.5 lbs.



Rock chair
 1RKB1-100
 32.1"H | 30"W | 23.7"D
 Seat height: 18.1"
 Weight: 21 lbs.



Rock chair with arms
 1RK1-300-BIRWHT
 31.9"H | 22"W | 20.5"D
 Seat height: 18.1"
 Weight: 16.5 lbs.



Rock round dining table 1RKT-900R
 29.1"H | 35.4"Ø
 Seats: 4
 Weight: 54 lbs.



Rock square dining table 1RKT-9090
 29.1"H | 35.4"W | 35.4"D
 Seats: 4
 Weight: 66.1 lbs.



Rock rectangular dining table 1RKT-1290
 29.1"H | 47.2"W | 35.4"D
 Seats: 4

1RKT-1200R
 29.1"H | 47.2"Ø
 Seats: 4
 Weight: 78.3 lbs.

1RKT-1212
 29.1"H | 47.2"W | 47.2"D
 Seats: 4

1RKT-1590
 29.1"H | 59.1"W | 35.4"D
 Seats: 6

1RKT-1890
 29.1"H | 70.9"W | 35.4"D
 Seats: 6

KEY FEATURES

- Smooth chamfered edge protects top surface from damage
- One-piece, wipe-clean laminate table top/seat - heat and impact resistant

- Strong and durable solid birch frame
- Cross-braced skis provide additional strength and manoeuvrability

--	--

BEDROOM

FURNITURE FOR PRIVATE

SPACES WHERE SAFETY

IS PARAMOUNT

HARBY PLUS



Handles shaped to reduce ligature risks



Optional sloping top prevents climbing and allow thorough inspection

Half-depth shelf with groove instead of clothes rail to minimize ligature risks right



Drawer stops prevent removal of drawers right



Optional locks to doors and drawers above

Optional digilocks below



Security screws prevent tampering above

Optional 270° hinges to reduce risk of damage below



Built-to-last bedroom furniture with reduced ligature features





HARBY PLUS



Harby Plus 1 door, 1 drawer nightstand
1HYPB-110
23.2"H | 15.7"W | 17.7"D



Harby Plus 1 drawer nightstand
1HYPB-100
23.2"H | 15.7"W | 17.7"D



Harby Plus 3 drawer nightstand
1HYPB-300
23.2"H | 15.7"W | 17.7"D



Harby Plus 3 drawer wide chest
1HYPC-300
23.2"H | 29.9"W | 17.7"D



Harby Plus 4 drawer wide chest
1HYPC-400
29.1"H | 29.9"W | 17.7"D



Harby Plus 4 drawer desk
1HYPD-400
29.1"H | 41.3"W | 23.6"D

KEY FEATURES		OPTIONS
→ 1.10" thick tops and 0.7" hickory melamine-faced carcass	→ Handles styled to reduce ligature risks	→ Locks to doors and drawers → 270° hinges to reduce risk of damage
→ Double thickness drawer fronts with 0.7" back and sides and 0.3" drawer bottoms result in very robust drawers	→ Piano hinges to reduce ligature risks → Drawer stops prevent removal of drawers → Security fixings as standard	

HARBY PLUS

2



Harby Plus 1 door wardrobe
1HYPW-100
70.9"H | 23.6"W | 23.6"D



Harby Plus 2 door wardrobe
1HYPW-200
70.9"H | 34.4"W | 23.6"D



Harby Plus combination wardrobe
1HYPWC-200
70.9"H | 34.4"W | 23.6"D



Harby Plus 1-door, fully shelved wardrobe
1HYPWH-200
70.9"H | 23.6"W | 23.6"D



Sloping top single wardrobe
1HYPWT-100
17"H | 23.6"W | 23.6"D

KEY FEATURES

- 1.10" thick tops and 0.7" hickory melamine-faced carcass
- Double thickness drawer fronts with 0.7" back and sides and 0.3" drawer bottoms result in very robust drawers
- Half-depth reduced-ligature shelf
- Fixed shelves to prevent misuse
- Handles styled to reduce ligature risks
- Piano hinges to reduce ligature risks
- Drawer stops prevent removal of drawers
- Security fixings as standard

OPTIONS

- Locks to doors and drawers
- 270° hinges to reduce risk of damage
- Sloping top to prevent climbing and allow thorough inspection

HARBY PLUS

2



Harby Plus 1/2 hanging, 1/2 shelved wardrobe
1HYPWH-200
70.9"H | 34.4"W | 23.6"D



Harby Plus twin hanging wardrobe
1HYPW22-200
70.9"H | 34.4"W | 23.6"D



Harby Plus 2-door, fully shelved wardrobe
1HYPWS-200
70.9"H | 34.4"W | 23.6"D



Sloping top double wardrobe
1HYPWT-200
17"H | 23.6"W | 23.6"D



Harby Plus polycarbonate wall mirror
1HYPK-100
19.7"H | 23.6"W

KEY FEATURES

- 1.10" thick tops and 0.7" hickory melamine-faced carcass
- Half-depth reduced-ligature shelf
- Fixed shelves to prevent misuse
- Handles styled to reduce ligature risks
- Piano hinges to reduce ligature risks
- Security fixings as standard

OPTIONS

- Locks to doors and drawers
- 270° hinges to reduce risk of damage
- Sloping top to prevent climbing and allow thorough inspection

HARBY PLUS OPEN

2



Harby Plus Open twin hanging wardrobe
1HYPWO22-200
70.9"H | 46.4"W | 23.6"D



Harby Plus Open 1/2 hanging, 1/2 shelved wardrobe
1HYPOWH-200
70.9"H | 46.4"W | 23.6"D



Harby Plus Open single, fully shelved wardrobe
1HYPOWS-100
70.9"H | 23.6"W | 23.6"D



Harby Plus Open chest with 4 compartments
1HYPKO-400
29.1"H | 29.9"W | 17.7"D



Harby Plus Open desk
1HYPDO-400
28.9"H | 42.7"W | 28.9"D



Harby Plus Open nightstand with 3 compartments
1HYPBO-300
23.2"H | 15.7"W | 17.7"D

KEY FEATURES

- 1.10" thick tops and 0.7" hickory melamine-faced carcass
- Designed without doors for safety and durability
- Half-depth shelf with groove instead of clothes rail to minimize ligature risks

- Fixed shelves with reinforcement panels to prevent misuse
- Security fixings as standard




OPTIONS

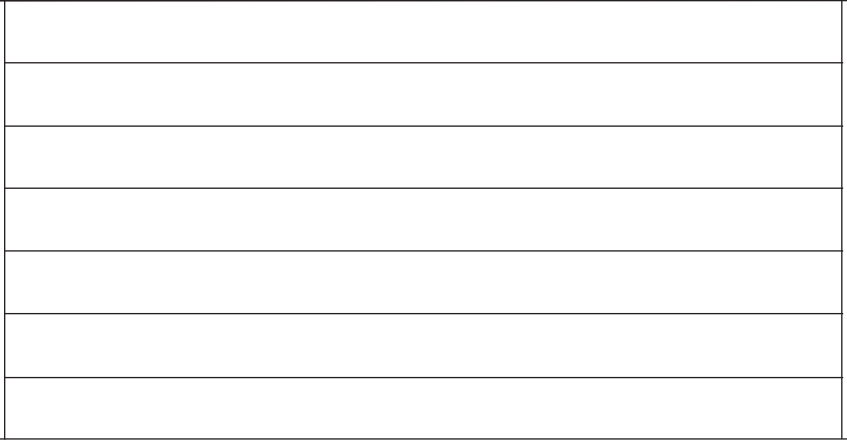

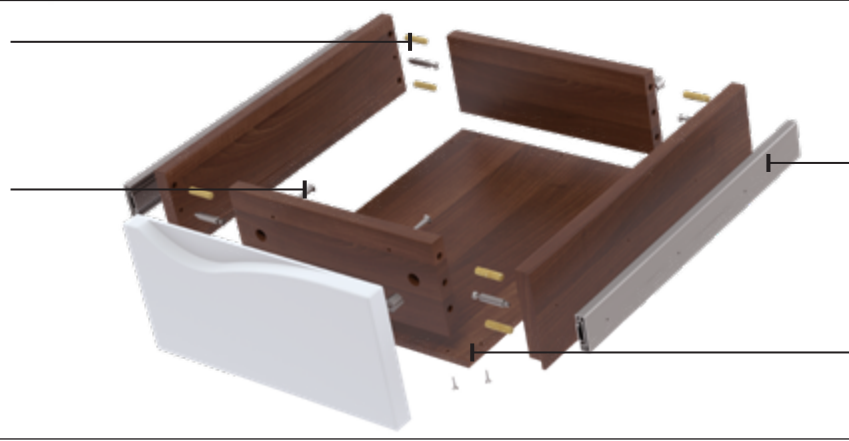
- Sloping top to prevent climbing and allow thorough inspection

Designed without doors and drawers to further reduce ligature risks

ACUMEN

Acumen has been specially designed for challenging environments with reduced-ligature features and minimized concealment opportunities.

<p>Enclosed underside eliminates concealment opportunities below</p>		
	<p>Half-depth shelf with groove instead of clothes rail to minimize ligature risks above</p>	
<p>Continuous hinges minimize ligature risks right</p>	<p>Inset handles reduce ligature risks above</p> <p>Curved door tops and optional sloping top prevent climbing and allow inspection right</p>	

<p>Drawer fronts are inset into the cabinet for added durability left</p>		<p>Strong cam and dowel construction with glued wooden dowels for added durability</p>  <p>Security fixings to deter tampering</p>	 <p>Heavy-duty drawer runners with 88 lbs. load carrying capacity</p> <p>Thick bottom creates added rigidity</p>
---	--	---	--

ACUMEN

2



Acumen nightstand
1AUB-101
23.4"H | 17.7"W | 19"D
Weight: 80.5 lbs.



Acumen 4-drawer chest
1AUC-400
32.9"H | 31.9"W | 19"D
Weight: 180.5 lbs.



Acumen desk
1AUD-400
28.9"H | 42.7"W | 19"D
Weight: 174 lbs.



Acumen 2-door, fully shelved wardrobe
1AUWS-200
70.8"H | 36.4"W | 25"D
Weight: 242.5 lbs.



Acumen 2-door wardrobe
1AUW2-001
70.8"H | 36.4"W | 25"D
Weight: 242.5 lbs.



Acumen combination wardrobe
1AUWC-001
70.8"H | 36.4"W | 25"D
Weight: 306.5 lbs.



Acumen wall mirror
1AUK-001
19.7"H | 23.6"W
Weight: 13 lbs.

KEY FEATURES

- Heavily weighted to deter misuse
- Double thickness drawer fronts with thick back and sides and drawer bottoms resulting in very robust drawers
- Specially designed to minimize concealment areas (e.g. underside, between drawers)
- Scalloped handles, piano hinges and curved door tops reduce ligature risks
- 1" thick tops and hickory melamine-faced carcass
- Half-depth shelf with a groove instead of clothes rail to minimize ligature risks
- Heavy-duty drawer runners (rated to 88 lbs.)
- Security fixings to prevent tampering
- Smooth, rounded corners for safety

OPTIONS

- Locks to doors and drawers for security
- Wardrobes available with sloping top box to prevent climbing
- Also available in Walnut finish with White doors





ACUMEN OPEN



Acumen Open nightstand cabinet
 1AUOB-200
 23.4"H | 17.7"W | 19"D
 Weight: 79.5 lbs.



Acumen Open wide chest
 1AUOC-400
 32.9"H | 31.9"W | 19"D
 Weight: 177.5 lbs.



Acumen Open desk
 1AUOD-400
 28.9"H | 42.7"W | 19"D
 Weight: 172 lbs.



Acumen Open wardrobe
 1AUOWH-001
 70.8"H | 36.4"W | 25"D
 Weight: 299 lbs.

KEY FEATURES	OPTIONS	
<ul style="list-style-type: none"> → Created without doors or draws to further reduce ligature risk → Heavily weighted to deter misuse → Specially designed to minimize concealment areas (e.g. underside) → 1" thick tops and melamine-faced carcass → Half-depth shelf with a groove instead of clothes rail to minimize ligature risks → Stepped shelves to deter climbing → Fastened shelves with reinforcement panels to prevent misuse → Security fixings to prevent tampering 	<ul style="list-style-type: none"> → Wardrobes available with sloping top box to prevent climbing → Available in Hickory and Walnut finish 	<p><i>Designed without doors and drawers to further reduce ligature risks</i></p> 



ACUMEN BED




Acumen twin bed
1AUA-101
17.5"H | 78.8"L | 39.3"W
Weight: 209 lbs.



Acumen wall mounted headboard
1AUH-002
34.6"H | 44"W | 2.4"D




Acumen headboard
1AUH-001
23.5"H | 39.3"W | 0.7"D

KEY FEATURES	OPTIONS	
<ul style="list-style-type: none"> → Heavyweight to deter misuse → 1" side panels for strength with solid reinforced under rails → Enclosed base to minimize concealment opportunities → Smooth rounded corners for safety 	<ul style="list-style-type: none"> → Available in Hickory and Walnut finish <div style="display: flex; gap: 10px;"> <div style="width: 15px; height: 15px; background-color: #c8a27d; border-radius: 50%;"></div> <div style="width: 15px; height: 15px; background-color: #4b3621; border-radius: 50%;"></div> </div>	

SOVIE

This range has been designed to provide an ideal safety solution for beds in challenging environments.

Fixed or removable restraints available with fully customizable number of fixings and locations [below](#)



Infill panels can be used to minimize concealment opportunities when positioned against a wall [above](#)



Strength
Internal support ribs provide extra strength and durability



Water resistance
Sovie's one-piece mattress platform has no joints or crevices through which liquid can permeate, preserving hygiene and infection control levels

Duratec material
The Sovie bed is coated in Duratec* - a tough plastic found in aircraft interiors. It has an extremely durable finish which withstands impact and is resistant to tough chemical cleaners. It is also flame-retardant and anti-bacterial.

**white finish uses Duratec, hickory uses Epotesch thermoformed plastic*



SOVIE BEDS

2



Sovie twin box bed
1SVEA-100
18.5"H | 83"L | 38.5"W
Weight: 265 lbs.



Sovie bariatric twin bed
1SVFAB4-100
19"H | 83"L | 47"W



Sovie Flare twin bed
1SVFA-100
19"H | 83"L | 39"W
Weight: 240 lbs.

KEY FEATURES

- Water-resistant one-piece mattress tray
- Internal support ribs provide extra strength and durability
- Outer skin provides an extremely durable finish which is water-resistant, stain resistant, anti-bacterial and flame-retardant
- Suitable for use with our foam mattresses

OPTIONS

- Floor fastened versions – please advise when placing an order
- Infill panels minimize concealment risks when positioned against a wall
- Fixed or removable restraints available with fully customizable number of fixings and locations
- Available in Hickory or White finish






BED RESTRAINTS


RYNO/SOVIE REMOVABLE BRACKETS	RYNO LOOP BRACKETS	SOVIE FIXED BRACKETS
<ul style="list-style-type: none"> → Zinc-passivated steel → Secure rivet fixings → Bracket can be unlocked with key (provided) and removed when not in use → Compatible with straps up to 2.75" wide → Compatible with Ryno bed without storage and all Sovie beds 	<ul style="list-style-type: none"> → Stainless steel → Secure rivet fixings → Compatible with Ryno bed with storage → Compatible with straps up to 2.75" wide 	<ul style="list-style-type: none"> → Powder coated steel → Secure bolt fixings → Compatible with all Sovie beds → Compatible with straps up to 2.75" wide

RYNO®

SOVIE




Loop restraint bracket
(Location: Side)
Code: 1RSB1-200




Loop restraint bracket
(Location: Foot)
Code: 1RSB1-201

Compatible with: Ryno bed with storage




Universal fixed restraint bracket
(Location: Side and/or foot)
Code: 1RSB1-100

Compatible with:
Ryno bed without storage & Sovie beds




Fixed restraint bracket
(Location: Side and/or foot)
Code: 1RSB1-300

Compatible with:
Sovie Flare & box bed




Fixed restraint bracket
(Location: Mattress platform)
Code: 1RSB1-301

Compatible with:
Sovie Flare & box bed



Removable restraint bracket
(Location: Side and/or foot)
Code: 1RSB1-101


Compatible with:
Ryno bed without storage



Removable restraint bracket
(Location: Side and/or foot)
Code: 1RSB1-101

Compatible with:
Sovie Flare & box bed

Strap bar easily removed when not required to minimize ligature risks



Lock barrel remains in place to reduce risk of weaponization



SCORPIO COLLAPSIBLE

Versatile design serves multiple functions including making it usable for soft seating

The design of our Scorpio collapsible mattress prevents obscuring of vision panels as it ‘collapses’ when stood on end.

	<p>Fire-retardant for added safety and peace of mind</p>		<p>An optional security under layer makes damage more noticeable during staff inspection</p>		<p>Unlike separate pillows, the optional integral pillow cannot be used to as a weapon or to block plumbing</p>
--	--	--	--	--	---

SCORPIO COLLAPSIBLE



Scorpio Collapsible anti-vandal foam mattress
 1SOM26-63-3-TRIFOLD-C5
 3"H | 75"L | 30"W
 Weight: 10 lbs.

KEY FEATURES		OPTIONS
<ul style="list-style-type: none"> → Tri-folding design to stop it from being stood on its end as an obstruction to viewing panels → Tear-resistant, fire-retardant, anti-vandal polyurethane cover → Water-resistant heat welded seams to prevent liquid penetration – ideal for incontinence 	<ul style="list-style-type: none"> → CMHR foam interior → Easy-wipe for hygiene → Ideal for seclusion/segregation 	<ul style="list-style-type: none"> → Available with integral pillow




SCORPIO



Scorpio Mattress Base
 1SOM3-63-21
 21"H | 75"L | 36"W
 Weight: 77 lbs.

KEY FEATURES		OPTIONS
<ul style="list-style-type: none"> → Tear-resistant, fire-retardant, anti-vandal polyurethane cover → Water-resistant heat welded seams to prevent liquid penetration – ideal for incontinence 	<ul style="list-style-type: none"> → CMHR foam interior → Easy-wipe for hygiene → Ideal for seclusion/segregation 	<ul style="list-style-type: none"> → Available with integral pillow

TAURUS




Taurus anti-vandal foam mattress
 1TRM6-75-36
 6"H | 75"L | 36"W
 Weight: 20 lbs.

1TRM6-78-36
 6"H | 78"L | 36"W
 Weight: 20.5 lbs.

1TRM6-80-36
 6"H | 80"L | 36"W
 Weight: 21 lbs.

1TRM6-80-44
 6"H | 80"L | 44"W
 Weight: 24 lbs.

ALPINE



Alpine foam mattress
 1APM6-75-36
 6"H | 75"L | 36"W
 Weight: 20 lbs.

1APM6-78-36
 6"H | 78"L | 36"W
 Weight: 20.5 lbs.

1APM6-80-36
 6"H | 80"L | 36"W
 Weight: 21 lbs.

1APM6-80-44
 6"H | 80"L | 44"W
 Weight: 24 lbs.

Pressure relieving version also available

KEY FEATURES	OPTIONS	
<ul style="list-style-type: none"> → Heavy-duty anti-vandal cover for extra challenging environments → Water-resistant heat welded seams to prevent liquid penetration – ideal for incontinence → Easy-wipe for hygiene → All foam inner → Ideal for seclusion/segregation → Fire-retardant 	<ul style="list-style-type: none"> → All sizes available with integrated pillow (pictured right) 	

KEY FEATURES	OPTIONS	
<ul style="list-style-type: none"> → Water-resistant heat welded seams to prevent liquid penetration – ideal for incontinence → Easy-wipe for hygiene → All foam inner → Ideal for seclusion/segregation → Fire-retardant 	<ul style="list-style-type: none"> → Also available as pressure relieving option with 5 zones specifically cut to account for key pressure points → All sizes available with integrated pillow (pictured right) 	

ACOUSTICS

WALL PANELS,

REDUCTION OF NOISE

POLLUTION AND

OF EXCESSIVE NOISE




HUSH®



Raw
1HUS1-BOX8-RAW
10.6"H | 10.6"W



Light Grey
1HUS1-BOX8-LGREY
10.6"H | 10.6"W




Copper
1HUS1-BOX8-COPPER
10.6"H | 10.6"W


*Designed to minimize
ligature risks and
prevent climbing*



Gold
1HUS1-BOX8-GOLD
10.6"H | 10.6"W



Moss
1HUS1-BOX8-MOSS
10.6"H | 10.6"W



Deep Sea
1HUS1-BOX8-DEESEA
10.6"H | 10.6"W



Blush
1HUS1-BOX8-BLUSH
10.6"H | 10.6"W

KEY FEATURES		OPTIONS
→ Helps to reduce excessive noise through diffusion and absorption of sound waves	→ Fire retardant to BS 5852:2006 Clause 12 (Source 0 and 1)	→ Choose from 7 versatile color
→ Designed to minimize ligature risks and prevent climbing	→ Reduces reverberation time from 5.57s to 3.07s at 500Hz	→ Customizable design allows for endless configurations
→ Adhesive installation method (fixing components) help to maximize safety		

NEXT STEPS




NOW IT'S TIME TO

MAKE ANY FABRIC

CHOICES AND PLACE

YOUR ORDER

HOW TO PLACE YOUR ORDER

Step		Step		Step	
01	Pick your furniture	02	Pick your fabric or finish	03	Get in touch for a quote
					
Visit our website to see our latest fabrics and request a free swatch					

Need assistance? We're on hand to help

	800.496.9324		inquiries@pineapplecontracts.com		us.pineapplecontracts.com
---	--------------	---	--	---	---

RYNO

ORDER GUIDE

Due to the number of options available with our versatile Ryno range, there are many different product codes. This section lists each product in the range with its corresponding product code to note when ordering as well as informing of color options.

Of course, you don't need to know the precise code when ordering, you can simply ask for a weighted blue dining chair, but some of our customers prefer to use codes when specifying particular projects.

COLOR KEY → ALL				
Choose from 14 colors across both core and non-core options				

COLOR KEY → DINING TABLES			
Choose from 4 colors across both core and non-core options (Activity table only)			
→ Shading represents core colors			



TUB CHAIR			CLUB CHAIR			LOUNGE CHAIR			ROCKER		
COLOR	UNWEIGHTED	WEIGHTED	COLOR	UNWEIGHTED	WEIGHTED	COLOR	UNWEIGHTED	WEIGHTED	COLOR	UNWEIGHTED	WEIGHTED
	1RYU-00-G	1RYU-02-G		1RYC-00-G	1RYC-02-G		1RYL-00-G	1RYL-02-G		1RYR-00-G	1RYR-02-G
	1RYU-00-IP	1RYU-02-IP		1RYC-00-IP	1RYC-02-IP		1RYL-00-IP	1RYL-02-IP		1RYR-00-IP	1RYR-02-IP
	1RYU-00-CG	1RYU-02-CG		1RYC-00-CG	1RYC-02-CG		1RYL-00-CG	1RYL-02-CG		1RYR-00-CG	1RYR-02-CG
	1RYU-00-EB	1RYU-02-EB		1RYC-00-EB	1RYC-02-EB		1RYL-00-EB	1RYL-02-EB		1RYR-00-EB	1RYR-02-EB
	1RYU-00-MG	1RYU-02-MG		1RYC-00-MG	1RYC-02-MG		1RYL-00-MG	1RYL-02-MG		1RYR-00-MG	1RYR-02-MG
	1RYU-00-VY	1RYU-02-VY		1RYC-00-VY	1RYC-02-VY		1RYL-00-VY	1RYL-02-VY		1RYR-00-VY	1RYR-02-VY
	1RYU-00-WT	1RYU-02-WT		1RYC-00-WT	1RYC-02-WT		1RYL-00-WT	1RYL-02-WT		1RYR-00-WT	1RYR-02-WT
	1RYU-00-LG	1RYU-02-LG		1RYC-00-LG	1RYC-02-LG		1RYL-00-LG	1RYL-02-LG		1RYR-00-LG	1RYR-02-LG
	1RYU-00-T	1RYU-02-T		1RYC-00-T	1RYC-02-T		1RYL-00-T	1RYL-02-T		1RYR-00-T	1RYR-02-T
	1RYU-00-TG	1RYU-02-TG		1RYC-00-TG	1RYC-02-TG		1RYL-00-TG	1RYL-02-TG		1RYR-00-TG	1RYR-02-TG
	1RYU-00-VP	1RYU-02-VP		1RYC-00-VP	1RYC-02-VP		1RYL-00-VP	1RYL-02-VP		1RYR-00-VP	1RYR-02-VP
	1RYU-00-DB	1RYU-02-DB		1RYC-00-DB	1RYC-02-DB		1RYL-00-DB	1RYL-02-DB		1RYR-00-DB	1RYR-02-DB
	1RYU-00-DP	1RYU-02-DP		1RYC-00-DP	1RYC-02-DP		1RYL-00-DP	1RYL-02-DP		1RYR-00-DP	1RYR-02-DP
	1RYU-00-OG	1RYU-02-OG		1RYC-00-OG	1RYC-02-OG		1RYL-00-OG	1RYL-02-OG		1RYR-00-OG	1RYR-123-OG

DINING CHAIR			STOOL			BENCH			LOVESEAT		
COLOR	UNWEIGHTED	WEIGHTED	COLOR	UNWEIGHTED	WEIGHTED	COLOR	UNWEIGHTED	WEIGHTED	COLOR	UNWEIGHTED	WEIGHTED
	1RYD-00-G	1RYD-02-G		1RYS-00-G	1RYS-02-G		1RYN-00-G	1RYN-02-G		1RY2-00-G	1RY2-123-G
	1RYD-00-IP	1RYD-02-IP		1RYS-00-IP	1RYS-02-IP		1RYN-00-IP	1RYN-02-IP		1RY2-00-IP	1RY2-123-IP
	1RYD-00-CG	1RYD-02-CG		1RYS-00-CG	1RYS-02-CG		1RYN-00-CG	1RYN-02-CG		1RY2-00-CG	1RY2-123-CG
	1RYD-00-EB	1RYD-02-EB		1RYS-00-EB	1RYS-02-EB		1RYN-00-EB	1RYN-02-EB		1RY2-00-EB	1RY2-123-EB
	1RYD-00-MG	1RYD-02-MG		1RYS-00-MG	1RYS-02-MG		1RYN-00-MG	1RYN-02-MG		1RY2-00-MG	1RY2-123-MG
	1RYD-00-VY	1RYD-02-VY		1RYS-00-VY	1RYS-02-VY		1RYN-00-VY	1RYN-02-VY		1RY2-00-VY	1RY2-123-VY
	1RYD-00-WT	1RYD-02-WT		1RYS-00-B-WT	1RYS-02-WT		1RYN-00-WT	1RYN-02-WT		1RY2-00-WT	1RY2-123-WT
	1RYD-00-LG	1RYD-02-LG		1RYS-00-LG	1RYS-02-LG		1RYN-00-LG	1RYN-02-LG		1RY2-00-LG	1RY2-123-LG
	1RYD-00-T	1RYD-02-T		1RYS-00-T	1RYS-02-T		1RYN-00-T	1RYN-02-T		1RY2-00-T	1RY2-123-T
	1RYD-00-TG	1RYD-02-TG		1RYS-00-TG	1RYS-02-TG		1RYN-00-TG	1RYN-02-TG		1RY2-00-TG	1RY2-123-TG
	1RYD-00-VP	1RYD-02-VP		1RYS-00-VP	1RYS-02-VP		1RYN-00-VP	1RYN-02-VP		1RY2-00-VP	1RY2-123-VP
	1RYD-00-DB	1RYD-02-DB		1RYS-00-DB	1RYS-02-DB		1RYN-00-DB	1RYN-00-DB		1RY2-00-DB	1RY2-123-DB
	1RYD-00-DP	1RYD-02-DP		1RYS-00-DP	1RYS-02-DP		1RYN-00-DP	1RYN-00-DP		1RY2-00-DP	1RY2-123-DP
	1RYD-00-OG	1RYD-02-OG		1RYS-00-OG	1RYS-02-OG		1RYN-00-OG	1RYN-02-OG		1RY2-00-OG	1RY2-123-OG



CHILDREN'S DINING CHAIR		
COLOR	UNWEIGHTED	WEIGHTED
●	1RYCD-00-G	1RYCD-01-G
●	1RYCD-00-IP	1RYCD-01-IP
●	1RYCD-00-CG	1RYCD-01-CG
●	1RYCD-00-EB	1RYCD-01-EB
●	1RYCD-00-MG	1RYCD-01-MG
●	1RYCD-00-VY	1RYCD-01-VY
●	1RYCD-00-WT	1RYCD-01-WT
●	1RYCD-00-LG	1RYCD-01-LG
●	1RYCD-00-T	1RYCD-01-T
●	1RYCD-00-TG	1RYCD-01-TG
●	1RYCD-00-VP	1RYCD-01-VP
●	1RYCD-00-DB	1RYCD-00-DB
●	1RYCD-00-DP	1RYCD-00-DP

COFFEE TABLE		
COLOR	UNWEIGHTED	WEIGHTED
●	1RYF-00-G	1RYF-02-G
●	1RYF-00-IP	1RYF-02-IP
●	1RYF-00-CG	1RYF-02-CG
●	1RYF-00-EB	1RYF-02-EB
●	1RYF-00-MG	1RYF-02-MG
●	1RYF-00-VY	1RYF-02-VY
●	1RYF-00-WT	1RYF-02-WT
●	1RYF-00-LG	1RYF-02-LG
●	1RYF-00-T	1RYF-02-T
●	1RYF-00-TG	1RYF-02-TG
●	1RYF-00-VP	1RYF-02-VP
●	1RYF-00-DB	1RYF-00-DB
●	1RYF-00-DP	1RYF-00-DP
●	1RYF-00-OG	1RYF-00-OG

PEDESTAL TABLE		
COLOR	UNWEIGHTED	WEIGHTED
●	1RYPT-120-MG	1RYF-02-G
●	1RYPT-120-IP	1RYF-02-IP
●	1RYPT-120-CG	1RYF-02-CG
●	1RYPT-120-EB	1RYF-02-EB
●	1RYPT-120-G	1RYF-02-MG
●	1RYPT-120-VY	1RYF-02-VY
●	1RYPT-120-WT	1RYF-02-WT
●	1RYPT-120-LG	1RYF-02-LG
●	1RYPT-120-T	1RYF-02-T
●	1RYPT-120-TG	1RYF-02-TG
●	1RYPT-120-VP	1RYF-02-VPB
●	1RYPT-120-DB	1RYPT-120-DB
●	1RYPT-120-DP	1RYPT-120-DP

DINING TABLE		
COLOR	UNWEIGHTED	WEIGHTED
●	1RYAT-00-GT	1RYAT-02-GT

ACTIVITY TABLE		
COLOR	UNWEIGHTED	WEIGHTED
●	1RYDT-00-GT	1RYDT-02-GT
●	1RYDT-00-PT	1RYDT-02-PT
●	1RYDT-00-BT	1RYDT-02-BT
●	1RYDT-00-DGT	1RYDT-02-DGT
●	1RYAT-00-BG	1RYAT-03-BG



If you want any item floor fastenable, simply add -FF after the numerical section of the code



BED		
COLOR	STANDARD	WITH STORAGE
●	1RYB-G	1RYBS-G
●	1RYB-IP	1RYBS-IP
●	1RYB-CG	1RYBS-CG
●	1RYB-EB	1RYBS-EB
●	1RYB-MG	1RYBS-MG
●	1RYB-VY	1RYBS-VY
●	1RYB-WT	1RYBS-WT
●	1RYB-LG	1RYBS-LG
●	1RYB-T	1RYBS-T
●	1RYB-TG	1RYBS-TG
●	1RYB-VP	1RYB-VP
●	1RYB-DB	1RYB-DB
●	1RYB-DP	1RYB-BP
●	1RYB-OG	1RYB-OG

CUBE BED	
COLOR	CODE
●	1RYCB-G
●	1RYCB-IP
●	1RYCB-CG
●	1RYCB-EB
●	1RYCB-MG
●	1RYCB-VY
●	1RYCB-WT
●	1RYCB-LG
●	1RYCB-T
●	1RYCB-TG
●	1RYCB-VP
●	1RYCB-DB
●	1RYCB-DP
●	1RYCB-OG

BEDSIDE	
COLOR	CODE
●	1RYOB-G
●	1RYOB-IP
●	1RYOB-CG
●	1RYOB-EB
●	1RYOB-MG
●	1RYOB-VY
●	1RYOB-WT
●	1RYOB-LG
●	1RYOB-T
●	1RYOB-TG
●	1RYOB-VP
●	1RYOB-DB
●	1RYOB-DP
●	1RYOB-OG

CHEST	
COLOR	CODE
●	1RYOC-G
●	1RYOC-IP
●	1RYOC-CG
●	1RYOC-EB
●	1RYOC-MG
●	1RYOC-VY
●	1RYOC-WT
●	1RYOC-LG
●	1RYOC-T
●	1RYOC-TG
●	1RYOC-VP
●	1RYOC-DB
●	1RYOC-DP
●	1RYOC-OG

DESK	
COLOR	CODE
●	1RYOD-G
●	1RYOD-IP
●	1RYOD-CG
●	1RYOD-EB
●	1RYOD-MG
●	1RYOD-VY
●	1RYOD-BO
●	1RYOD-LG
●	1RYOD-T
●	1RYOD-TG
●	1RYOD-VP
●	1RYOD-DB
●	1RYOD-DP
●	1RYOD-OG

WALL SHELF	
COLOR	CODE
●	1RYOK-G
●	1RYOK-IP
●	1RYOK-CG
●	1RYOK-EB
●	1RYOK-MG
●	1RYOK-VY
●	1RYOK-WT
●	1RYOK-LG
●	1RYOK-T
●	1RYOK-TG
●	1RYOK-VP
●	1RYOK-DB
●	1RYOK-DP
●	1RYOK-OG

MINI WALL SHELF	
COLOR	CODE
●	1RYOKM-G
●	1RYOKM-IP
●	1RYOKM-CG
●	1RYOKM-EB
●	1RYOKM-MG
●	1RYOKM-VY
●	1RYOKM-WT
●	1RYOKM-LG
●	1RYOKM-T
●	1RYOKM-TG
●	1RYOKM-VP
●	1RYOKM-DB
●	1RYOKM-DP
●	1RYOKM-OG

OPEN MODULAR	
COLOR	CODE
●	1RYOMS-G
●	1RYOMS-IP
●	1RYOMS-CG
●	1RYOMS-EB
●	1RYOMS-MG
●	1RYOMS-VY
●	1RYOMS-BO
●	1RYOMS-LG
●	1RYOMS-T
●	1RYOMS-TG
●	1RYOMS-VP
●	1RYOMS-DB
●	1RYOMS-DP
●	1RYOMS-OG

OPEN WARDROBE	
COLOR	CODE
●	1RYOW-G
●	1RYOW-IP
●	1RYOW-CG
●	1RYOW-EB
●	1RYOW-MG
●	1RYOW-VY
●	1RYOW-WT
●	1RYOW-LG
●	1RYOW-T
●	1RYOW-TG
●	1RYOW-VP
●	1RYOW-DB
●	1RYOW-DP
●	1RYOW-OG


UPHOLSTERY




We provide an extensive range of water-resistant fabrics and vinyls to ensure that you will find the right finish for your furniture.

Fabrics

A durable option which combines the comfort of soft fabric with practical water-resistant properties. Please be aware, these fabrics are more susceptible to stains than vinyl.



Call us to request your fabric swatch cards to see the full choice available



Vinyls

Hard wearing and water-resistant, leather-effect vinyls can be wiped clean which makes them a hygienic and practical option for healthcare environments.



100,000
MARTINDALE
RUBS

LATEX
FREE

Call us to request your fabric swatch cards to see the full choice available



Look out for ranges available in dual fabrics

Although we offer a comprehensive range of fabric options, we can use customers' own fabric, or COM, if required.

Check our statement of line pages at the end of each section for COM yardage information for each product.

Please note: Cracking and stickiness on vinyl fabrics are known issues to fabric manufacturers. As furniture manufacturers, Pineapple cannot accept responsibility.

INDEX

Acumen		Coda	107
→ Coffee tables	141	Contessa	123
→ Lounge	143	Cumulus Plus	
→ TV cabinets	145	→ Coffee tables	137
→ Bedroom	183-189	→ Children's dining tables	163
→ Open	187	→ Dining tables	160-163
→ Bed	189	Desks	59, 65, 175, 179, 183-187
Alpine	201	Dining chairs	41-43, 53, 151-159, 165-169
Bean bags	119	Dining tables	45-47, 163, 169
Beds	63, 189-195	Doorne	79
Bedroom		Foam seating	110-113, 123-125
→ Bedroom cabinets	59-61, 175-187	Footstools	75, 81, 129
→ Beds & headboards	63, 189-195	Fusion	151
→ Mattresses	196-201	Harby Plus	
Boden	119	→ Noticeboard	147
Boden Rocker	121	→ Bedroom	172-179
Bold	157	Helix Plus	95
Cadrega	129	Hush	205
Cascade/Plus	125	Korgen	114-117
Chairs		Levo	109
→ Dining	41, 149-159, 165-169	Liberty	105
→ Lounge	31-37, 127-129	Magna Plus	90-93
→ Children's	43	Mattresses	196-201
Children's furniture		Monza	165
→ Chair	43	Neena	135
→ Tables	163	Nero	159
Coffee tables	39, 53, 83, 137-141	Nightstand	59, 65, 175, 179-187

Ohio Plus	83-85
Order guide	208-219
Orr Plus	97
Orr Plus Corner	99
Purl Plus	87
Reef Plus	103
Rock	
→ Coffee tables	139
→ Dining tables	169
Rotomolded furniture	25-67, 109
Rubus Plus	101
Ryno	
→ Bedroom	56-65
→ Bench	51,53
→ Children's chair	43
→ Pedestal Table	45
→ Club chair	35,53
→ Coffee table	39,53
→ Dining chair	41,53
→ Dining tables	47
→ Lounge chair	37,53
→ Rocker	33,53
→ Stool	51,53
→ Tub chair	31,53
Seal	113
Scorpio	
→ Anti-vandal mattresses	199
→ Collapsible mattress	197
Side tables	135
Sigma Plus	89
Skye Plus	73
Snug Plus	81
Smile	131
Sofas	70-107, 113
Sovie	190-195
Stools	51,53, 75, 81, 129
Tables	
→ Coffee	39, 53, 83, 137-141
→ Dining	45-47, 163, 169
Taurus	200
Touch	153
TV cabinets	145
Upholstery (Vinyls/Fabrics)	214
Vee	127
Xeon	155
Zen Plus	75
Zen Plus Rocker	77

Pineapple

 800.496.9324

 **Pineapple USA**, 7105 19 Mile Rd, Sterling Heights, MI 48314

 us.pineapplecontracts.com

 **Pineapple Canada**, 210 James A. Brennan Road, Gananoque, ON K7G 1N7

 inquiries@pineapplecontracts.com

