

ADORA PLUS 2.5 SEATER

1AR25

30.7H | 82.4W | 38.2D (in)

Seat height: 16.3in

Weight: 262.4lbs



KEY FEATURES

- Curved design helps to deter lifting
- Internal reinforcement and anti-concealment seams as standard
- Low back helps to improve line-of-sight observation
- Hollow piping to minimize ligature risks
- Plinth base prevents dust and dirt from gathering underneath
- Heavily weighted to prevent misuse
- Only available in Plus level reinforcement
- Seat static weight tested to 1100lbs



MATERIAL/FABRICATION

Carcass made from plywood board with solid wood plinth, stained and lacquered. Plus ranges reinforcement offers high levels of durability and strength. All cushions fixed to the base to ensure that they are not taken off with anti-stash seams option to prevent hiding of contraband. Cushioned areas made from fire retardant, CMHR (combustion modified high resilience) foam is safe for both users and staff.

TEST STANDARDS

- Fire retardant to CAL 133 and UL 94 HB
- Fire retardant to BS7176:2007 source 5
- Strength and stability tested to EN 16139:2013 Test Lvl 2
- Seat static load test to 500kg EN 1728:2012

OPTIONS

- Single fabric option - 1AR1-900A
- Dual fabric option- 1AR1-920A
- Adora Plus available in armchair, 2.5-Seater sofa option

Armchair
1AR1
30.7H | 52.9W | 38.2D (in)
Seat Height: 16.3in
Weight: 176.4lbs



FABRIC

Available in a wide choice of fabrics including Vinyl, Waterproof, Non Waterproof and Leather

ASSEMBLY

Arrives assembled and ready to use. Product can be disassembled and assembled on-site for ease of delivery. Please advise at ordering stage what your requirements are.

INSTALLATION/FITTING

No fitting required

MAINTENANCE

See upholstered furniture section of our care guidelines <https://us.pineapplecontracts.com/upholstery/care-guidance/>

WARRANTY

7 year guarantee (does not include fabrics)

T

800.496.9324

E

inquiries@pineapplecontracts.com

W

us.pineapplecontracts.com

Pineapple

ADORA PLUS 2.5 SEATER

1AR25

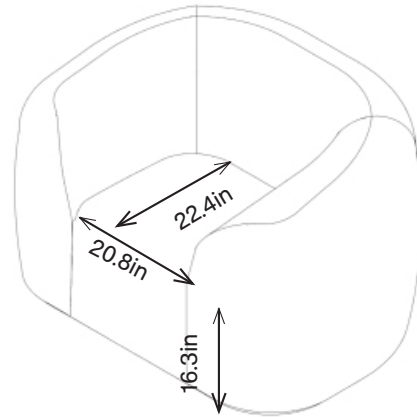
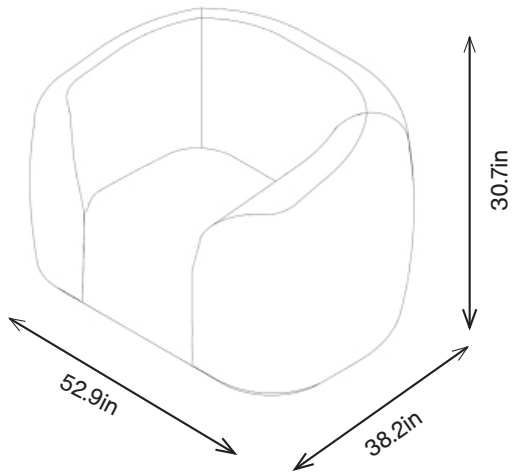
30.7H | 82.4W | 38.2D (in)

Seat height: 16.3in

Weight: 262.4lbs

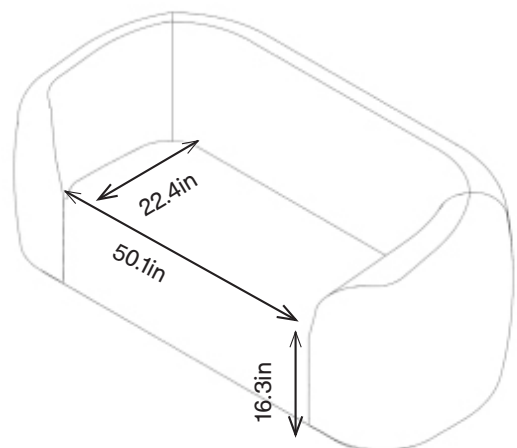
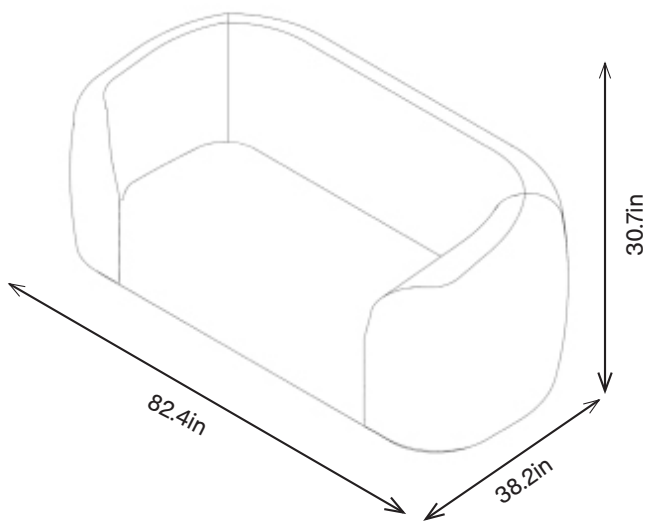
1AR1

30.7H | 52.9W | 38.2D (in)



1AR25

30.7H | 82.4W | 38.2D (in)



T

800.496.9324

E

inquiries@pineapplecontracts.com

W

us.pineapplecontracts.com

Pineapple