

**RYNO<sup>®</sup>**

Modular  
Seating



**Pineapple**



Flexibility and adaptability are key design principles for healthcare spaces. Over time, care provision can evolve, and patient needs can change, leading to a shift in the way spaces are used.

Furniture that can be easily reconfigured or repurposed allows healthcare facilities to adjust layouts quickly and cost-effectively without requiring significant structural changes.

Whether you're creating a quiet corner to minimize distraction, or creating a space to encourage communication and sharing, the flexibility of the Ryno® modular range can help.

With a variety of dynamic configurations, this stylish range can be securely connected together with an optional linking bracket.


Molded from a single piece of material, each modular item is designed to minimize ligature risks, while providing no concealment opportunities.

Additional weight can be added to each product to prevent it from being picked up, creating safer environments for patients and staff. 100% waterproof and UV-stabilized, the range is suitable for indoor and outdoor use, and is available in 15 versatile colors.






# RYNO<sup>®</sup> MODULAR



Seat static weight tested to  1100LB



-  Lifetime guarantee
-  Weighted to deter misuse
-  Fire retardant
-  40% recycled, 100% recyclable
-  Weatherproof
-  Optional linking bracket

KEY FEATURES		OPTIONS
<ul style="list-style-type: none"> <li>→ Versatile modular design allows a variety of reconfigurable shapes</li> <li>→ Integrated drainage channel allows water to runoff</li> <li>→ Sloped arms and low back designed to minimize ligature risks</li> <li>→ Ergonomically designed to give excellent comfort</li> <li>→ Hygienic wipe-clean surface</li> </ul>	<ul style="list-style-type: none"> <li>→ Waterproof, UV stabilized material - suitable for outdoor use</li> <li>→ Strength and stability tested for severe contract use</li> <li>→ Made using 40% recycled content</li> <li>→ 100% recyclable material</li> </ul>	<ul style="list-style-type: none"> <li>→ Available with additional weighting</li> <li>→ Optional linking bracket</li> <li>→ 15 versatile shell colors               <ul style="list-style-type: none"> <li> → Core color</li> <li></li> <li> → Minimum order quantity of 12 units</li> </ul> </li> </ul>
		<p><i>One-piece design cannot be disassembled or weaponized</i></p>

# RYNO<sup>®</sup> MODULAR



**Armchair (right arm)**  
1RYM-200  
32.9H | 33.5W | 34.2D (in)  
Seat height: 17.1in  
Product weight: 55lb  
Weighted option: 152lb



**Curved chair (wide front)**  
1RYM-500  
32.7H | 34.8W | 38.4D (in)  
Seat height: 17.1in  
Product weight: 39.7lb  
Weighted option: 136.7lb



**Curved chair (narrow front)**  
1RYM-600  
32.7H | 34.8W | 38.4D (in)  
Seat height: 17.1in  
Product weight: 39.7lb  
Weighted option: 136.7lb



**Chair**  
1RYM-300  
32.9H | 25.6W | 34.2D (in)  
Seat height: 17.1in  
Product weight: 44lb  
Weighted option: 141lb



**Armchair (left arm)**  
1RYM-100  
32.9H | 33.5W | 34.2D (in)  
Seat height: 17.1in  
Product weight: 55lb  
Weighted option: 152lb



**Armchair**  
1RYM-400  
32.9H | 41.4W | 34.2D (in)  
Seat height: 17.1in  
Product weight: 59.5lb  
Weighted option: 156.5lb



**Square**  
1RYM-700  
17.2H | 34.2W | 34.2D (in)  
Product weight: 44lb  
Weighted option: 141lb



**Wedge**  
1RYM-800  
16.5H | 34.8W | 38.4D (in)  
Product weight: 33lb  
Weighted option: 130lb

Optional linking bracket





סהר



# See for yourself...

To arrange a demonstration or book a visit to our showroom, please call 800.496.9324

Pineapple, 7105 19 Mile Rd, Sterling Heights, MI 48314

T

800.3496.9324

E

[inquiries@pineapplecontracts.com](mailto:inquiries@pineapplecontracts.com)

W

[us.pineapplecontracts.com](http://us.pineapplecontracts.com)

**Pineapple**