

DOMUS PLUS 2.0

Reinforced
Seating



Pineapple

Designed for mental health environments, Domus combines safety, durability, and calm aesthetics.

With its clean lines, natural materials, and reassuring form, this range offers a practical yet reassuring solution for secure, therapeutic spaces.

A rounded plywood shell provides dependable strength while eliminating sharp edges, supporting both longevity and user wellbeing.

The fixed cushion prevents movement or tampering, ensuring consistent performance in demanding settings.


Anti-concealment seams are carefully engineered to minimize risk, preventing items from being hidden within the upholstery.

Domus





DOMUS PLUS 2.0

Seat static weight tested to  1102 LBS


 Heavily weighted



Domus Plus 2.0 armchair
1DS1-100
30.9"H | 30.7"W | 28.9"D (in)
Seat Height: 18.1" in
Weight: 78.3 lbs

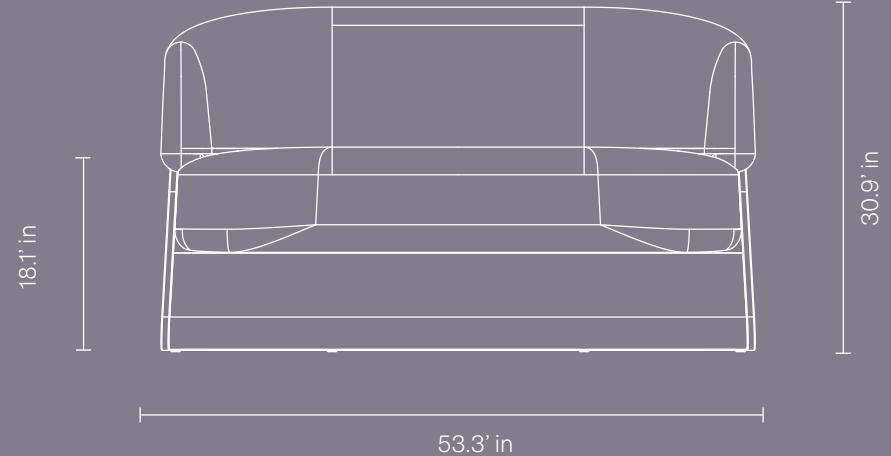
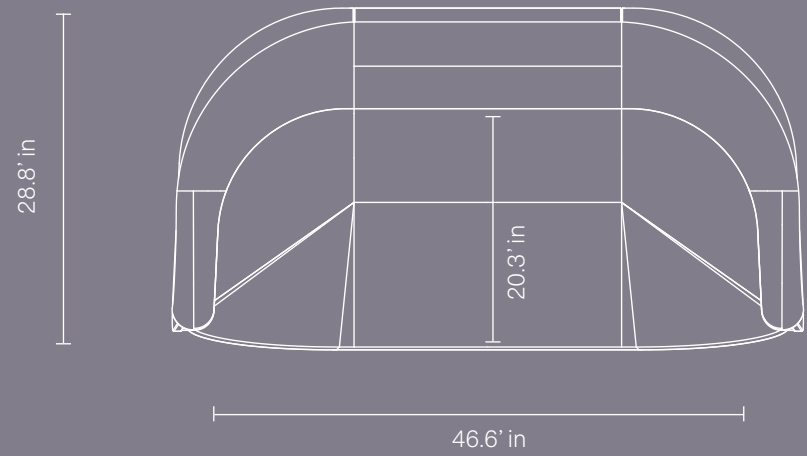
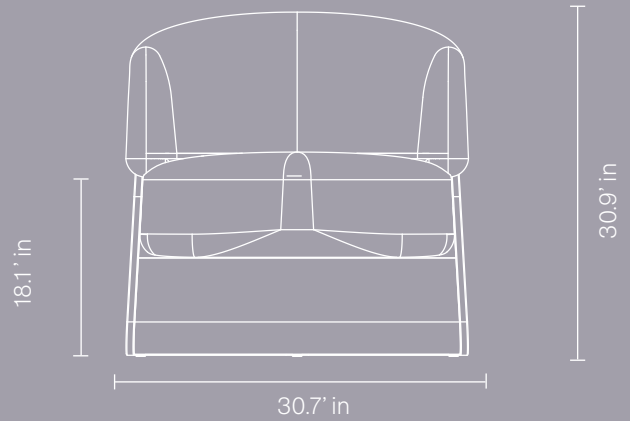
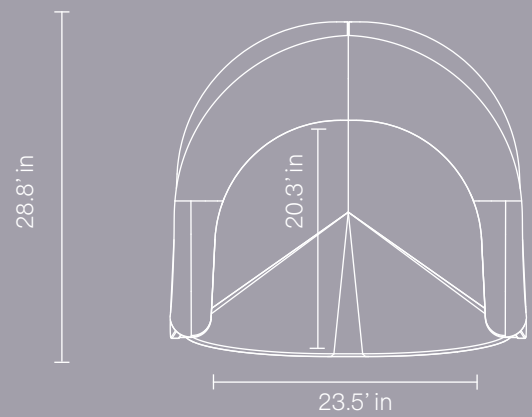


Domus Plus 2.0 2-seater
1DS2-100
30.9"H | 53.3" W | 28.9"D (in)
Seat Height: 18.1" in
Weight: 126.8 lbs

KEY FEATURES	OPTIONS
<ul style="list-style-type: none"> → Combines sumptuous wrap-around comfort with durable reinforcement → Plywood reinforcement, including a fully enclosed base to prevent concealment → Fixed seat cushion and anti-stash seams → Heavilyweighted to deter misuse → Reduced-ligature design for safety → Seat rebated into back for additional strength → Teflon glides to base to protect flooring → Birch wood frame as standard, similar to our Rock range → Strength and stability tested for contract use 	<ul style="list-style-type: none"> → Only available in a Plus version only → Wide choice of water-resistant upholstery 

Reduced-ligature design





See for yourself...

To arrange a demonstration or book a visit to our showroom, please call 800.496.9324

Pineapple USA

7105 19 Mile Rd, Sterling Heights, MI 48314

T

800.496.9324

E

inquiries@pineapplecontracts.com

W

us.pineapplecontracts.com

Pineapple